

**TECHNICAL MANUAL**

**ORGANIZATIONAL,  
DIRECT SUPPORT AND GENERAL SUPPORT  
MAINTENANCE**

**REPAIR PARTS AND SPECIAL TOOLS LIST**

**REFRIGERATION UNIT, MECHANICAL: PANEL TYPE;  
5000 BTU/HR, GASOLINE ENGINE DRIVEN (GED)**

**MODEL ERU-5G  
NSN 4110-01-076-1991**

**This copy is a reprint which  
includes current pages from  
Changes 1 through 4.**

CHANGE

NO. 4

HEADQUARTERS  
DEPARTMENT OF THE ARMY  
WASHINGTON, D.C., 9 NOVEMBER 1992

Organizational, Direct Support and General Support Maintenance  
Repair Parts and Special Tools List

**REFRIGERATION UNIT, MECHANICAL: PANEL TYPE  
5000 BTU/HR GASOLINE ENGINE DRIVEN (GED)  
MODEL ERU-5G  
NSN 4110-01-076-1991**

Approved for public release; Distribution is unlimited

TM 5-4110-235-24P, 18 December 1981 is changed as follows:

1. Remove and insert pages as indicated below. New or changed text material is indicated by a vertical bar in the margin. An illustration change is indicated by a miniature pointing hand.

Remove pages

57 and 58  
75 and 76  
83 through 90

Insert pages

57 and 58  
75 and 76  
83 through 90

2. Retain this sheet in front of manual for reference purposes.

**By Order of the Secretary of the Army:**

Official:

GORDON R. SULLIVAN  
*General, United States Army*  
*Chief of Staff*

MILTON H. HAMILTON  
*Administrative Assistant to the*  
*Secretary of the Army*  
02789

**DISTRIBUTION:**

To be distributed in accordance with DA Form 12-25-E, block no. 1460, requirements for TM 5-4110-235-24P.

CHANGE

NO. 3

HEADQUARTERS  
DEPARTMENT OF THE ARMY  
WASHINGTON, D.C., 12 March 1991

Organizational, Direct Support and General Support Maintenance  
Repair Parts and Special Tools List

REFRIGERATION UNIT, MECHANICAL: PANEL TYPE;  
5000 BTU/HR GASOLINE ENGINE DRIVEN (GED)  
MODEL ERU-5G  
NSN 4110-01-076-1991

Approved for public release; distribution is unlimited

TM 5-4110-235-24P, 18 December 1981, is changed as follows:

1. Remove and insert pages as indicated below. New or changed text material is indicated by a vertical bar in the margin. An illustration change is indicated by a miniature pointing hand.

Remove pages

13 and 14  
69 through 74  
77 and 78  
79 through 82  
83 through 90

Insert pages

13 and 14  
69 through 74  
77/(78 blank)  
(81 blank)/82  
83 through 90

2. Retain this sheet in front of manual for reference purposes.

**By Order of the Secretary of the Army:**

**CARL E. VUONO**  
*General, United States Army*  
*Chief of Staff*

**Official:**

**THOMAS F. SIKORA**  
*Brigadier General, United States Army*  
*The Adjutant General*

**DISTRIBUTION:**

To be distributed in accordance with DA Form 12-25E, (qty rqr block no. 1460)

CHANGE }  
No. 2 }

HEADQUARTERS  
DEPARTMENT OF THE ARMY  
WASHINGTON, D.C., 21 March 1988

Organizational, Direct Support and General Support Maintenance  
Repair Parts and Special Tools List

REFRIGERATION UNIT, MECHANICAL: PANEL TYPE;  
5000 BTU/HR GASOLINE ENGINE DRIVEN (GED)  
MODEL ERU-5G  
NSN 4110-01-076-1991

TM 5-4110-235-24P, 18 December 1981, is changed as follows:

1. Remove and insert pages as indicated below. New or changed text material is indicated by a vertical bar in the margin. An illustration change is indicated by a miniature pointing hand.

Remove pages

77 and 78

Insert pages

77 and 78

2. Retain this sheet in front of manual for reference purposes.

**By Order of the Secretary of the Army:**

**CARL E. VUONO**  
*General, United States Army*  
*Chief of Staff*

**Official:**

**R. L. DILWORTH**  
*Brigadier General, United States Army*  
*The Adjutant General*

**DISTRIBUTION:**

To be distributed in accordance with DA Form 12-25A, Unit, Direct Support and General Support Maintenance requirements for Refrigeration Unit, Mechanical, Panel Type, 5000 BTU/HR, (ERU-5C).

CHANGE }  
NO. 1 }

HEADQUARTERS  
DEPARTMENT OF THE ARMY  
WASHINGTON, D.C., 8 April 1987

Organizational, Direct Support and General Support Maintenance  
Repair Parts and Special Tools List

REFRIGERATION UNIT, MECHANICAL: PANEL TYPE;  
5000 BTU/HR GASOLINE ENGINE DRIVEN (GED)  
MODEL ERU-5G  
NSN 4110-01-076-1991

TM 5-4110-235-24P, 18 December 1981, is changed as follows:

1. Remove and insert pages as indicated below. New or changed text material is indicated by a vertical bar in the margin. An illustration change is indicated by a miniature pointing hand.

Remove pages

13 and 14  
31 and 32  
71 and 72  
83 through 88

Insert pages

13 and 14  
31 and 32  
71 and 72  
83 through 88

2. Retain this sheet in front of manual for reference purposes.

**By Order of the Secretary of the Army:**

**Official:**

**JOHN A. WICKHAM, JR.**  
*General, United States Army*  
*Chief of Staff*

**R. L. DILWORTH**  
*Brigadier General, United States Army*  
*The Adjutant General*

**DISTRIBUTION:**

To be distributed in accordance with DA Form 12-25A, Organizational, Direct Support and General Support Maintenance requirements for Refrigeration Unit, Mechanical, Panel Type, 5000 BTU/HR, (ERU-5C)

TECHNICAL MANUAL }  
 No. 5-4110-235-24P }

HEADQUARTERS  
 DEPARTMENT OF THE ARMY  
 WASHINGTON, D.C., 18 December 1981

**ORGANIZATIONAL, DIRECT SUPPORT AND GENERAL SUPPORT MAINTENANCE**

**REPAIR PARTS AND SPECIAL TOOLS LIST**

**REFRIGERATION UNIT, MECHANICAL: PANEL TYPE;  
 5000 BTU/HR GASOLINE ENGINE DRIVEN (GED)  
 MODEL ERU-5G  
 NSN 4110-01-076-1991**

**REPORTING ERRORS AND RECOMMENDING IMPROVEMENTS**

You can help improve this manual. If you find any mistake or if you know of a way to improve the procedures, please let us know. Mail your letter, DA Form 2028 (Recommended Changes to Publications and Blank Forms), or DA Form 2028-2 located in the back of this manual direct to: Commander, U. S. Army Troop Support & Aviation Materiel Readiness Command, ATTN: DRSTS-MPSD. 4300 Goodfellow Blvd., St. Louis, Missouri 63120. A reply will be furnished directly to you.

**TABLE OF CONTENTS**

	<b>Listing Page</b>	<b>Illus Figure</b>
Section I. Introduction .....	1	
II. Repair Parts List		
Group 01. Cabinet, Doors, Panels		
Cabinet, Doors, Panels, Base.....	7	1
02. Battery, Control Panel and Wiring Harness		
Battery .....	11	2
Control Panel and Wiring Harness .....	13	3
High Pressure Control Switch .....	17	4
03. Gauges, Mounting and Controls.....	19	5
04. Blower Assembly and Controls .....	21	6
05. Refrigerant Piping and Valves.....	25	7
Valve Expansion .....	29	8
06. Evaporator Coil and Attaching Parts.....		
Housing, Evaporator .....	31	9
Evaporator Coil and Attaching Parts.....	33	10
Heat Exchanger and Attaching Parts.....	35	11
07. Condenser Coil, Receiver Tank & Attaching Parts		
Condenser Coil and Housing.....	37	12
Receiver Tank .....	39	13
Accumulator Assembly.....	41	14

TABLE OF CONTENTS (cont)

		Listing Page	Illus Figure
Group 08.	Compressor Assembly		
	Compressor (MGR Modifications) .....	43	15
	Compressor (Dunham-Bush Parts) .....	45	16
09.	Engine Assembly		
	Engine and Compressor Adjustment Plate .....	49	17
	Muffler.....	51	18
	Muffler .....	51	18
	Clutch, Centrifugal .....	53	19
	Engine (MGR Parts) .....	55	20
	Engine .....	57	21
	Engine .....	61	22
	Engine, Wiring .....	65	23
	Starter Motor Assy and Starter Solenoid .....	67	24
	Starter .....	69	25
	Alternator Assembly and Brackets .....	71	26
	Alternator .....	73	27
	Carburetor .....	75	28
10.	Fuel System .....	77	29
11.	Electric Conversion Kit .....	79	30
	Electric Motor .....	81	31
12.	Bulk Material .....	82	
Section III.	Special Tools List (Not applicable)		
Section IV.	NSN, Part No. Index .....	83	

Section I. INTRODUCTION

1. SCOPE

This manual lists repair parts, special tools, test, measurement and diagnostic equipment (TMDE), and other support equipment required for operation and performance of organizational, direct support, and general support maintenance of the Refrigeration Unit.

2. GENERAL

a. Section II Repair Parts List. A list of repair parts authorized for use in the performance of maintenance. The list also includes parts which must be removed for replacement of the authorized parts. Parts lists are composed of functional groups in ascending numerical sequence, with the parts in each group listed in figure and item number sequence. Bulk materials are listed in NSN sequence, as the last group in Section II.

b. Section III - Special Tools List. (Not Applicable.)

c. Section IV National Stock Number and Part Number Index. A list, in ascending numerical sequence, of all National stock numbers appearing in the listings, followed by a list, in alphanumeric sequence, of all part numbers appearing in the listings. National stock numbers and part numbers are cross-referenced to each illustration figure and item number appearance.

3. EXPLANATION OF COLUMNS.

The following provides an explanation of columns found in the tabular listings:

a. Illustration. This column is divided as follows:

- (1) Figure Number. Indicates the figure number of the illustration in which the item is shown.
- (2) Item Number. The number used to identify each item called out in the illustration.

b. Source, Maintenance, and Recoverability Codes (SMR).

- (1) Source Code. Source codes are assigned to support items to indicate the manner of acquiring support items for maintenance, repair, or overhaul of end items. Source codes are entered in the first and second positions of the Uniform SMR Code format as follows:

<u>Code</u>	<u>Definition</u>
PA	Item procured and stocked for anticipated or known usage.
PB	Item procured and stocked for insurance purpose because essentiality dictates that a minimum quantity be available in the supply systems.
PC	Item procured and stocked and which otherwise would be coded PA except that it is deteriorative in nature.
PD	Support item, excluding support equipment, procured for initial issue or outfitting and stocked only for subsequent or additional initial issues or outfittings. Not subject to automatic replenishment.
PE	Support equipment procured and stocked for initial issue or outfitting to specified maintenance repair activities.
PF	Support equipment which will not be stocked but which will be centrally procured on demand.
PG	Item procured and stocked to provide for sustained support for the life of the equipment. It is applied to an item peculiar to the equipment which, because of probable discontinuance or shutdown of production facilities, would prove uneconomical to reproduce at a later time.
KD	An item of a depot overhaul/repair kit and not purchased separately. Depot kit defined as a kit that provides items required at the time of overhaul or repair.
KF	An item of a maintenance kit and not purchased separately. Maintenance kit defined as a kit that provides an item that can be replaced at organizational or intermediate levels of maintenance.



<u>Code</u>	<u>Definition</u>
KB	Item included in both a depot overhaul/repair kit and a maintenance kit.
MO	Item to be manufactured or fabricated at organizational level.
MF	Item to be manufactured or fabricated at the direct support maintenance level.
MH	Item to be manufactured or fabricated at the general support maintenance level.
MD	Item to be manufactured or fabricated at the depot maintenance level.
AO	Item to be assembled at organizational level.
AF	Item to be assembled at direct support maintenance level.
AH	Item to be assembled at general support maintenance level.
AD	Item to be assembled at depot maintenance level.
XA	Item is not procured or stocked because the requirements for the item will result in the replacement of the next higher assembly.
XB	Item is not procured or stocked. If not available through salvage, requisition.
XD	A support item that is not stocked. When required, item will be procured through normal supply channels.

**NOTE**

**Cannibalization or salvage may be used as a source of supply for any items source coded above except those coded XA or XD.**

(2) Maintenance Code. Maintenance codes are assigned to indicate the levels of maintenance authorized to use and repair support items. The maintenance codes are entered in the third and fourth positions of the Uniform SMR Code format as follows:

(a) The maintenance code entered in the third position will indicate the lowest maintenance level authorized to remove, replace, and use support item. The maintenance code entered in the third position will indicate one of the following levels of maintenance:

<u>Code</u>	<u>Application/Explanation</u>
C	Crew or operator maintenance performed within organizational maintenance.

<u>Code</u>	<u>Application/Explanation</u>
O	Support item is removed, replaced, used at the organizational level.
I	Support item is removed, replaced, used by the direct support element of integrated direct support maintenance.
F	Support item is removed, replaced, used at the direct support level.
H	Support item is removed, replaced, used at the general support level.
D	Support items that are removed, replaced, used at depot, mobile depot, specialized repair activity only.

**NOTE**

**Codes "I" and "F" will be considered the same by direct support units.**

(b) The maintenance code entered in the fourth position indicates whether the item is to be repaired and identifies the lowest maintenance level with the capability to perform complete repair (i.e., all authorized maintenance functions). This position will contain one of the following maintenance codes:

<u>Code</u>	<u>Application/Explanation</u>
O	The lowest maintenance level capable of complete repair of the support item is the organizational level.
F	The lowest maintenance level capable of complete repair of the support item is the direct support level.
H	The lowest maintenance level capable of complete repair of the support item is the general support level.
D	The lowest maintenance level capable of complete repair of the support item is the depot level.
L	Repair restricted to designated specialized repair activity.
Z	Nonreparable. No repair is authorized.
B	No repair is authorized. The item may be reconditioned by adjusting, lubricating, etc., at the user level. No parts or special tools are procured for the maintenance of this item.

(3) Recoverability Code. Recoverability codes are assigned to support items to indicate the disposition action on unserviceable items. The recoverability code is entered in the fifth position of the Uniform SMR Code format as follows:

Recover-ability Code	Definition
Z	Nonreparable item. When unserviceable, condemn and dispose at the level indicated in position 3.
O	Reparable item. When uneconomically reparable, condemn and dispose at organizational level.
F	Reparable item. When uneconomically reparable, condemn and dispose at the direct support level.
H	Reparable item. When uneconomically reparable, condemn and dispose at the general support level.
D	Reparable item. When beyond lower level repair capability, return to depot. Condemnation and disposal not authorized below depot level.
L	Reparable item. Repair, condemnation, and disposal not authorized below depot/specialized repair activity level.
A	Item requires special handling or condemnation procedures because of specific reasons (i.e., precious metal content, high dollar value, critical material or hazardous material). Refer to appropriate manuals/directives for specific instructions.

c. National Stock Number. Indicates the National stock number assigned to the item and will be used for requisitioning purposes.

d. Part Number. Indicates the primary number used by the manufacturer which controls the design and characteristics of the item by means of its engineering drawings, specifications standards, and inspection requirements to identify an item or range of items.

**NOTE**

**When a stock numbered item is requisitioned, the repair part received may have a different part number than the part being replaced.**

e. Federal Supply Code for Manufacturer (FSCM). The FSCM is a 5-digit numeric code listed in SB 708-42 which is used to identify the manufacturer, distributor, or Government agency, etc.

f. Description. Indicates the Federal item name and, if required, a minimum description to identify the item. Items that are included in kits and sets are listed below the name of the kit or set with the quantity of each item in the kit or set indicated in the quantity incorporated in unit column. When the part to be used differs between serial numbers of the same model, the effective serial numbers are shown as the last line of the description. In the Special Tools List, the initial basis of issue (BOI) appears as the last line in the entry for each special tool, TMDE, and support equipment. When density of equipments supported exceeds density spread indicated in the basis of issue, the total authorization is increased accordingly.

g. Unit of Measure (U/M). Indicates the standard of the basic quantity of the listed item as used in performing the actual maintenance function. This measure is expressed by a two-character alphabetical abbreviation (e.g., ea, in, pr, etc.). When the unit of measure differs from the unit of issue, the lowest unit of issue that will satisfy the required units of measure will be requisitioned.

h. Quantity Incorporated in Unit. Indicates the quantity of the item used in the breakout shown on the illustration figure, which is prepared for a functional group, subfunctional group, or an assembly. A "V" appearing in this column in lieu of a quantity indicates that no specific quantity is applicable, (e.g., shims, spacers, etc.).

4. SPECIAL INFORMATION.

a. In the parts list, some items are indented to show that they are a component or components of the item under which they are indented.

b. Repair parts kits and gasket sets appear as the last entries in the repair parts listing for the figure in which its parts are listed as repair parts or are listed at the end of the repair parts listing for the last figure containing parts of the kit.

c. The following publications pertain to the Refrigeration Unit and its components:

TM 5-4110-235-14	Operator, Organizational, Direct Support and General Support Maintenance Manual
LO 5-4110-235-12	Lubrication Order

5. HOW TO LOCATE REPAIR PARTS.

a. When National Stock Number or Part Number is Unknown.

- (1) First. Using the table of contents, determine the functional group within which the repair part belongs. This is necessary since illustrations are prepared for functional groups, and listings are divided into the same groups.
- (2) Second. Find the illustration covering the functional group to which the repair part belongs.
- (3) Third. Identify the repair part on the illustration and note the illustration figure and item number of the repair part.
- (4) Fourth. Using the Repair Parts Listing, find the figure and item number noted on the illustration.

b. When National Stock Number or Part Number is Known.

- (1) First. Using the Index of National Stock Numbers and Part Numbers, find the pertinent National stock number or part number. This index is in ascending NSN sequence followed by a list of part numbers in ascending alphanumeric sequence, cross-referenced to the illustration figure number and item number.
- (2) Second. After finding the figure and item number, locate the figure and item number in the repair parts list.

6. ABBREVIATIONS.

<u>Abbreviation</u>	<u>Explanation</u>
ADJ	ADJUSTING
ALUM	ALUMINUM
DIA	DIAMETER
DR	DRIVE
EXT	EXTERNAL
FIG	FIGURE
FRN	FRONT
GR	GRADE
HD	HEAD
HEX	HEXAGON
HT	HEIGHT
ID	INSIDE DIAMETER
IN	INCH
LG	LONG
LH	LEFT HAND
MED	MEDIUM
MTG	MOUNTING
NC	NATIONAL COARSE
NO	NUMBER
NPT	NATIONAL PIPE THREAD
OD	OUTSIDE DIAMETER
PH	PHILLIPS
PL	PLATED
PLT	PLATE
PVC	POLYVINYLCHLORIDE
REFRI	REFRIGERATION
RH	RIGHT HAND
SPLT	SPLIT
SPR	SPRING
SS	STAINLESS STEEL
ST	STEEL
STL	STEEL
THD	THREAD
W	WIDE
ZN PL	ZINC PLATE

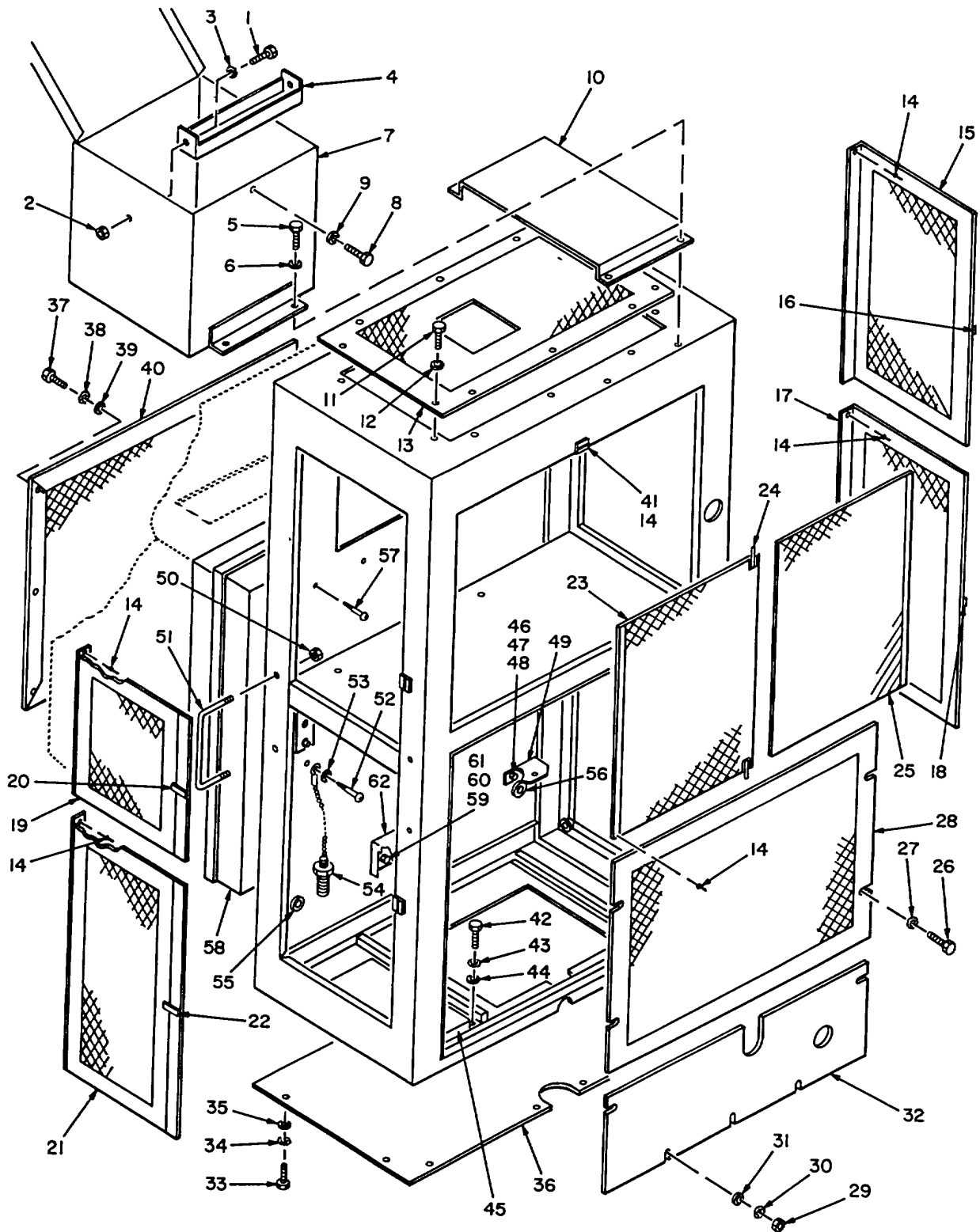


Figure 1. Cabinet, Doors, Panels.

## SECTION II

TM 5-4110-235-24P

(1) ILLUSTRATION		(2)	(3)	(4)	(5)	(6)	(7)	(8)
(a) FIG NO.	(b) ITEM NO.	SMR CODE	NATIONAL STOCK NUMBER	FSCM	PART NUMBER	DESCRIPTION USABLE ON CODES	U/M	QTY INC IN UNIT
						GROUP 01 CABINET, DOOR. PANELS		
1		XBOFF		11718	M100002	CABINET ASSEMBLY .....	EA	1
1	1	PAOZZ		01301	1-4-20	.NUT, PLAIN, HEXAGON.....	EA	2
1	2	PAOZZ	5305-00-068-0502	96906	MS90725-6	.SCREW, CAP, HEXAGON HEAD.....	EA	3
1	3	PAOZZ	5310-00-045-3299	96906	MS35338-42	.WASHER, LOCK.....	EA	2
1	4	XBOZZ		11718	M200046	.BRACKET .....	EA	1
1	5	PAOZZ	5305-00-068-0502	96906	MS90725-6	.SCREW, CAP, HEXAGON HEAD.....	EA	4
1	6	PAOZZ	5310-00-045-3299	01301	1-4 FLAT	.WASHER, FLAT.....	EA	4
1	7	XBOZZ		11718	M100033	.BATTERY CA SE.....	EA	1
1	8	PAOZZ	5305-00-068-0502	96906	MS90725-6	.SCREW, CAP, HEXAGON HEAD.....	EA	4
1	9	PAOZZ	5310-00-045-3299	96906	MS35338-42	.WASHER, LOCK.....	EA	4
1	10	XBOZZ		01301	1-4	.SUPPORT, BATTERY CASE.....	EA	1
1	11	PAOZZ	5305-00-066-0502	96906	MS90725-6	.SCREW, CAP, HEXAGON HEAD .....	EA	10
1	12	PAOZZ	5310-00-045-3299	96906	MS3533-42	.WASHER. LOCK.....	EA	10
1	13	XBOZZ		11718	M200053	.COVER, TOP CABINET.....	EA	1
1	14	PAOZZ		01301	AS-44	.RIVET, POP.....	EA	54
1	15	XBOZZ		11718	M100014	.DOOR ASSY, TOP RIGHT SIDE.....	EA	1
1	16	PAOZZ		11716	M600001-1	..BOLT, BARREL.....	EA	1
1	17	XBOZZ		11718	M100013	.DOOR ASSY, BOTTOM RIGHT SIDE .....	EA	1
1	18	PAOZZ		11718	M600001-1	..BOLT, BARREL.....	EA	1
1	19	XBOZZ		11716	M100012	.DOOR ASSY, TOP LEFT SIDE .....	EA	1
1	20	PAOZZ		11716	M600001-1	..BOLT, BARREL.....	EA	1
1	21	XBOZZ		11718	M100011	.DOOR ASSY, BOTTOM LEFT SIDE.....	EA	1
1	22	PAOZZ		11718	M600001-1	..BOLT, BARREL.....	EA	1
1	23	XBOZZ		11718	M100009	.DOOR ASSY, LEFT FRONT .....	EA	1
1	24	PAOZZ		11718	M600001-1	..BOLT, BARREL.....	EA	2
1	25	XBOZZ		11718	M100010	.DOOR ASSY, RIGHT FRONT .....	EA	1
1	26	PAOZZ	5305-00-068-0502	56906	MS90725-6	.SCREW, CAP, HEX HD.....	EA	4
1	27	PAOZZ	5310-00-209-0786	56906	MS35335-33	.WASHER, LOCK.....	EA	4
1	28	XBOZZ		11718	M100046	.GUARD, CONDENSER.....	EA	1
1	29	PAOZZ	5305-00-068-0500	96906	MS90725-3	.SCREW, CAP, HEXAGON HEAD.....	EA	5
1	30	PAOZZ	5310-00-209-0786	96906	MS35335-33	.WASHER, LOCK.....	EA	5
1	31	PAOZZ	5310-00-045-3295	96906	MS35338-42	.WASHER, LOCK.....	EA	5
1	32	XBOZZ		11718	M200081	.COVER, FUEL TANK.....	EA	1
1	33	PAOZZ	5305-00-068-0502	96906	MS90725-6	.SCREW, CAP, HEXAGON HEAD.....	EA	10
1	34	PAOZZ	5310-00-209-0786	96906	MS35335-33	.WASHER, LOCK .....	EA	10
1	35	PAOZZ	5310-00-045-3299	96906	MS35338-42	.WASHER, LOCK.....	EA	10
1	36	XBOZZ		11718	M200060	.COVER, BOTTOM CABINET.....	EA	1
1	37	PAOZZ	5305-00-068-0502	16906	MS90725-6	.SCREW, CAP, HEXAGON HEAD.....	EA	6
1	38	PAOZZ	5310-00-209-0786	96906	MS35335-33	.WASHER, LOCK.....	EA	6

SECTION II

TM 5-4110-235-24P

(1) ILLUSTRATION		(2)	(3)	(4)	(5)	(6)	(7)	(8)
(a) FIG NO.	(b) ITEM NO.	SMR CODE	NATIONAL STOCK NUMBER	FSCM	PART NUMBER	DESCRIPTION USABLE ON CODES	U/M	QTY INC IN UNIT
1	39	PAOZZ	5310-00-045-3299	96906	MS35338-42	.WASHER, LOCK.....	EA	6
1	40	XBOZZ		11718	M100053	.GUARD, EVAPORATOR .....	EA	1
1	41	XBOZZ		11718	M600001-2	.CATCH, BOLT, BARREL .....	EA	6
1	42	PAOZZ	5305-00-068-0502	96906	MS90725-6	.SCREW, CAP, HEXAGON HEAD.....	EA	4
1	43	PAOZZ	5310-00-209-0786	96906	MS35335-33	.WASHER, LOCK.....	EA	1
1	44	PAOZZ	5310-00-045-3299	96906	MS35330-42	.WASHER, LOCK.....	EA	4
1	45	XBOZZ		11718	M100041	.BRACKET, MTG .....	EA	1
1	46	PAOZZ	5305-00-068-0502	96906	MS90725-6	.SCREW, CAP, HEXAGON HEAD.....	EA	2
1	47	PAOZZ	5310-00-045-3299	96906	MS35338-42	.WASHER, LOCK .....	EA	2
1	48	PAOZZ	5310-00-209-0786	96906	MS335335-33	.WASHER, LOCK.....	EA	7
1	49	XBOZZ		11718	M200055	.BRACKET .....	EA	8
1	50	PAOZZ	5310-00-988-7484	14351	13XX1802G	.NUT, PLAIN, HEXAGON.....	EA	8
1	51	XBOZZ		11718	M200009	.HANDLE.....	EA	4
1	52	PAOZZ	5305-00-901-2605	96906	MS35493-105	.SCREW, WOOD, RD HD.....	EA	4
1	53	PAOZZ	5310-00-045-3299	96906	MS35338-42	.WASHER, LOCK.....	EA	4
1	54	XBOZZ		11718	M600051	.BOLT & CHAIN ASSY .....	EA	4
1	55	PAOZZ		76385	Z-843	.GROMMET .....	EA	1
1	56	PAOZZ		76385	Z3060	.GROMMET, NONMETALLIC .....	EA	1
1	57	PAOZZ	5305-00-901-2609	96906	MS35493-105	.SCREW, WOOD, RD HD.....	EA	16
1	58	XBOZZ		11718	M100017	.FRAME SUPPORT. ....	EA	1
1	59	PAOZZ	5305-00-068-0502	96906	MS90725-6	.SCREW, CAP, HEXAGON HEAD.....	EA	2
1	60	PAOZZ	5310-00-045-3299	96906	MS35338-42	.WASHER, LOCK.....	EA	2
1	61	PAOZZ	5310-00-209-0786	S6906	MS35335-33	.WASHER, LOCK.....	EA	2
1	62	XBOZZ		11718	M200056	.BRACKET .....	EA	1

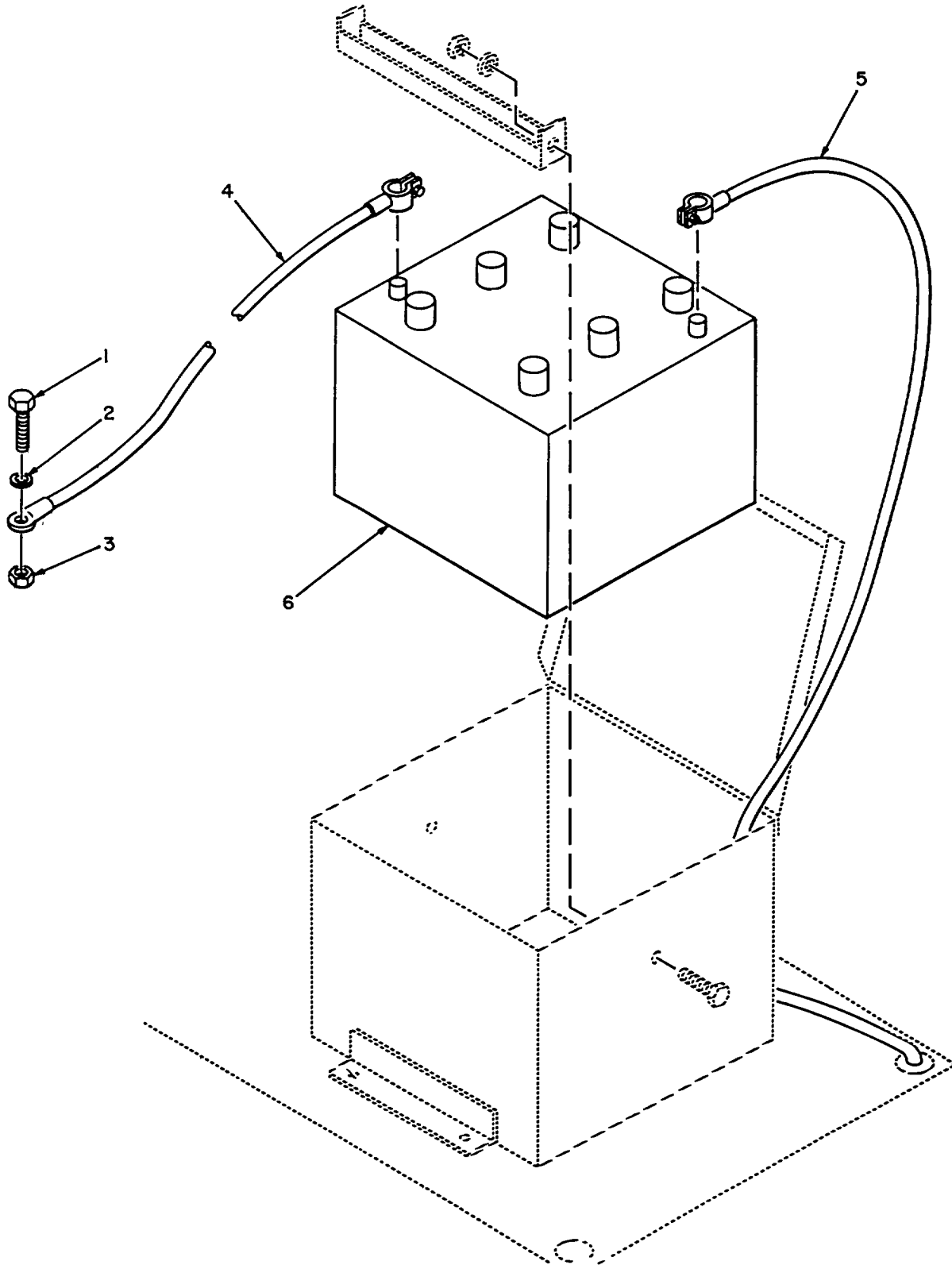


Figure 2. Battery

SECTION II

TM 5-4110-235-24P

(1) ILLUSTRATION		(2)	(3)	(4)	(5)	(6)	(7)	(8)
(a) FIG NO.	(b) ITEM NO.	SMR CODE	NATIONAL STOCK NUMBER	FSCM	PART NUMBER	DESCRIPTION USABLE ON CODES	U/M	QTY INC IN UNIT
						GROUP 02 BATTERY, CONTROL PANEL & HIRING HARNESS		
2	1	PAOZZ	5305-00-068-0500	96906	MS90725-3	SCREW, CAP, HEXAGON HEAD.....	EA	1
2	2	PAOZZ	5310-00-045-2299	96906	MS35338-42	WASHER, LOCK .....	EA	1
2	3	PAOZZ		01301	1-4 NUT	NUT, PLAIN, HEXAGON .....	EA	
2	4	PAOZZ		81774	12VDCNEG	CABLE, BATTERY .....	EA	1
2	5	PAOZZ		81774	12VDCPOS	CABLE, BATTERY .....	EA	1
2	6	PAOZZ	6140-00-057-2554	96906	MS3500-3	BATTERY, 12VD.....	EA	1



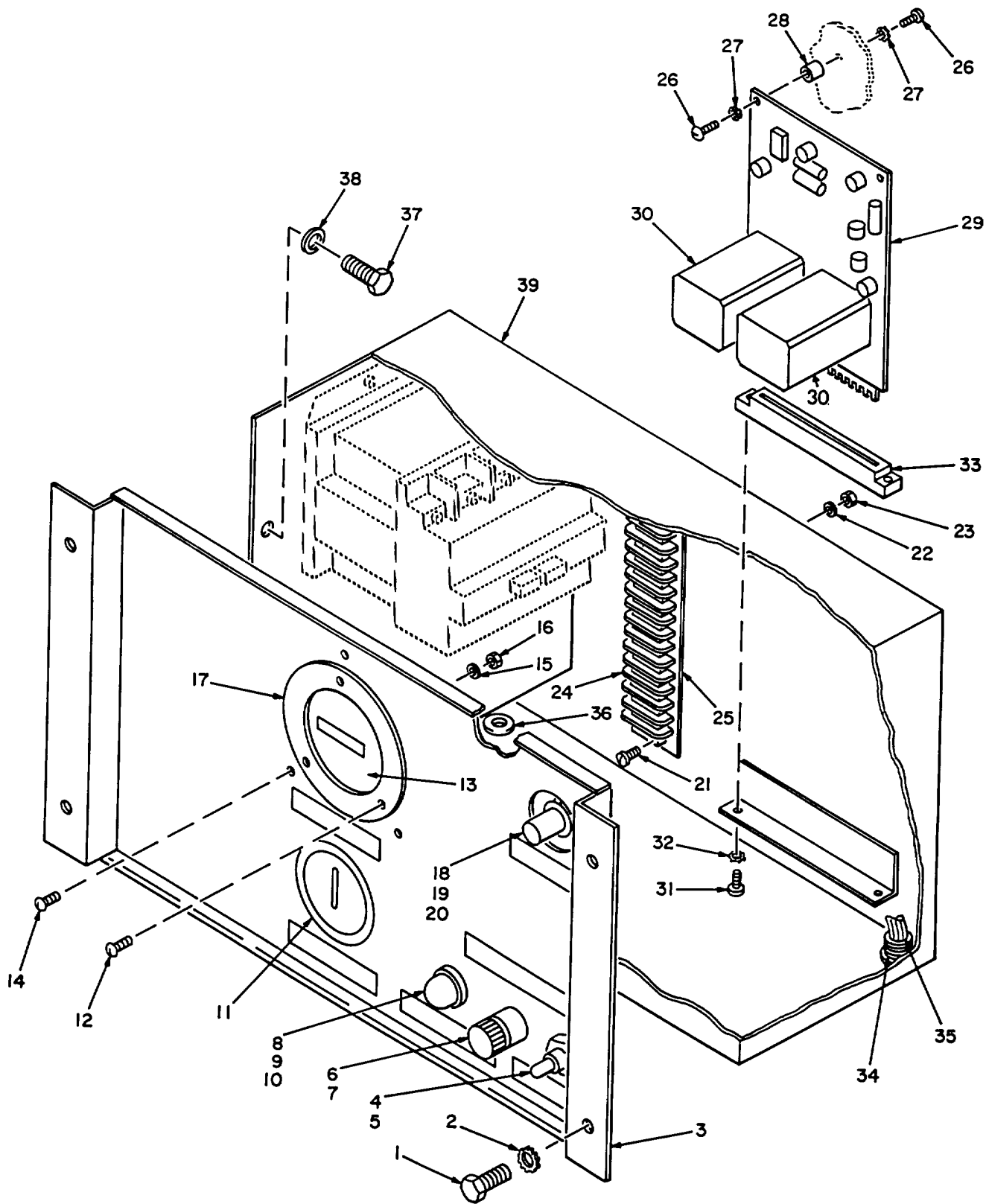


Figure 3. Control Panel, Wiring Harness

## SECTION II

TM 5-4110-235-24P

(1) ILLUSTRATION		(2)	(3)	(4)	(5)	(6)	(7)	(8)
(a) FIG NO.	(b) ITEM NO.	SMR CODE	NATIONAL STOCK NUMBER	FSCM	PART NUMBER	DESCRIPTION USABLE ON CODES	U/M	QTY INC IN UNIT
3		XBOZZ		11718		CONTROL BOX ASSEMBLY .....	EA	1
3		XBOZZ		11718	M100026	..CONTROL, PANEL, ASSY .....	EA	1
3	1	PAOZZ	5305-00-068-0500	96906	MS90725-3	..SCREW, CAP, HEXAGON HEAD .....	EA	4
3	2	PAOZZ	5310-00-209-0786	96906	MS35335-33	..WASHER, LOCK.....	EA	4
3	3	XBOZZ		11718	M200040	..DOOR, CONTROL PANEL .....	EA	1
3	4	PAOZZ		97539	1131/21RF1	..BOOT, TOGGLE SWITCH .....	EA	1
3	5	PAOZZ		27191	8363K7	..SWITCH, TOGGLE.....	EA	1
3	6	PAOZZ	5920-00-284-6795	71400	MDLIC-115V	..FUSE, CARTRIDGE.....	EA	1
3	7	PAOZZ		71400	HKP	..FUSE, HOLDER.....	EA	1
3	8	PAOZZ		28107	32234-0	..LAMP .....	EA	1
3	9	PAOZZ		72619	S2-0991	..DOME, RED .....	EA	1
3	10	PAOZZ	6210-00-557-0128	72619	95-0410-09-301	..LIGHT, INDICATOR.....	EA	1
3	11	PAOZZ	6625-01-091-1074	57733	82202	..AMMETER .....	EA	1
3	12	XBOZZ		11718	M400007-1	..SCREW.....	EA	3
3	13	PAOZZ	6645-00-089-8842	59690	049636	..METER, TIME.....	EA	1
3	14	XBOZZ		11718	M400008-1	..SCREW.....	EA	3
3	15	XBOZZ		11718	M400008-2	..WASHER.....	EA	3
3	16	XBOZZ		11718	M400008-3	..NUT.....	EA	3
3	17	XBOZZ		74440	M3888	..DAMPNER .....	EA	1
3	18	PAOZZ		92578	A19AGA-57	..SWITCH, TEMPERTURE.....	EA	1
3	19	PAOZZ	5305-00-984-6193	01301	8-32X1-2	..SCREW, SLOTTED, PANHD .....	EA	2
3	20	PAOZZ	5310-00-596-7693	96906	MS35335-31	..WASHER, LOCK .....	EA	2
3	21	PAOZZ	5305-00-984-6193	01301	8-32-1-2	..SCREW, SLOTTED, PANHD.....	EA	4
3	22	PAOZZ	5310-00-596-7693	96906	MS35335-3	..WASHER, LOCK .....	EA	4
3	23	PAOZZ		01301	8-32	..NUT, HEX, HD.....	EA	4
3	24	XBOZZ		75382	6010-10	..TERMINAL BLOCK .....	EA	1
3	25	XBOZZ		75382	MS601-10	..STRIP, TERMINAL MARKING .....	EA	1
3	26	PAOZZ		01301	6-32X1-4	..SCREW, SLOTTED, RD HD.....	EA	8
3	27	PAOZZ	5310-00-209-0788	96906	MS35335-30	..WASHER, LOCK.....	EA	8
3	28	XBOZZ		83330	2122	..STANDOFF, THREADED .....	EA	4
3	29	PAOZZ		11718	M400CC1	..PANEL ELECTRICAL.....	EA	1
3	30	PAOZZ		12300	KUP11D15	..RELAY .....	EA	2
3	31	PAOZZ		01301	4-40X1-2	..SCREW, SLOTTED, RC HD.....	EA	2
3	32	PAOZZ	5310-00-616-3554	96906	MS35335-29	..WASHER, LOCK.....	EA	2
3	33	XBOZZ		71785	250-22-30-230	..CONNECTOR.....	EA	1
3	34	PAOZZ	5975-00-519-9060	49367	DB-9	..BOX CONNECTOR, ELECT.....	EA	1
3	35	XBOZZ		11718	M400C27	..WIRING HARNESS.....	EA	1
3	36	PAOZZ		76385	Z-4121	..GROMMET .....	EA	1
3	37	PAOZZ	5305-00-068-0500	96906	MS90725-3	..SCREW, CAP, HEXAGON HAD.....	EA	4
3	38	PAOZZ	5310-00-045-3299	96906	MS35338-42	..WASHER, LOCK .....	EA	4

SECTION II

TM 5-4110-235-24P

(1) ILLUSTRATION		(2)	(3)	(4)	(5)	(6)	(7)	(8)
(a) FIG NO.	(b) ITEM NO.	SMR CODE	NATIONAL STOCK NUMBER	FSCM	PART NUMBER	DESCRIPTION USABLE ON CODES	U/M	QTY INC IN UNIT
3	39	XBFZZ		11718	M100025	.CONTROL BOX.....	EA	1

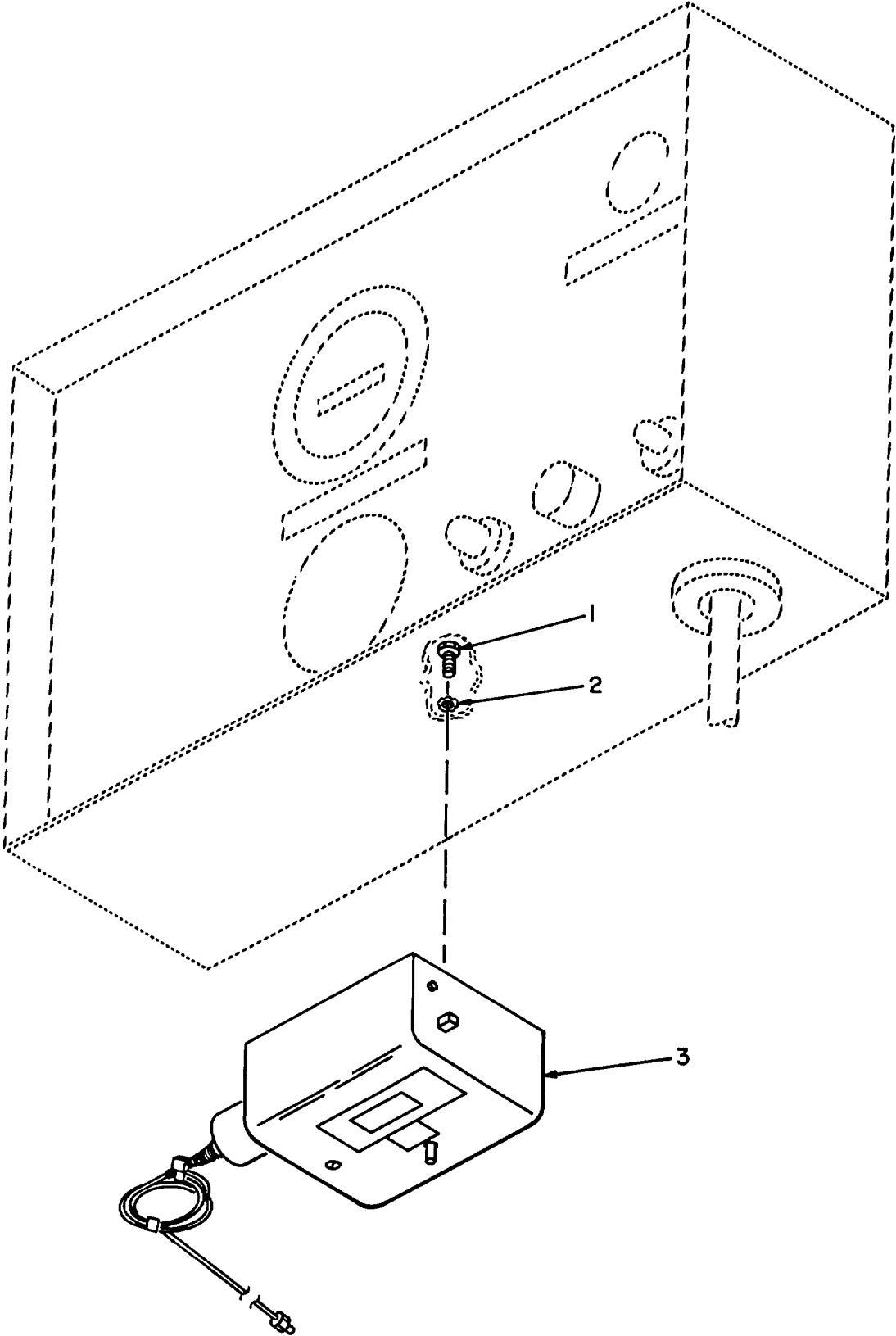


Figure 4. High Pressure Control Switch

SECTION II

TM 5-4110-235-24P

(1) ILLUSTRATION		(2)	(3)	(4)	(5)	(6)	(7)	(8)
(a) FIG NO.	(b) ITEM NO.	SMR CODE	NATIONAL STOCK NUMBER	FSCM	PART NUMBER	DESCRIPTION USABLE ON CODES	U/M	QTY INC IN UNIT
4	1	PAOZZ	5305-00-984-6193	01301	8-32X1-2	SCREW, SLOTTED, PANHD .....	EA	2
4	2	PAOZZ	5310-00-596-7693	96906	MS35335-31	WASHER, LOCK .....	EA	2
4	3	PAFZZ	5930-00-669-8154	92578	P70DA-1	SWITCH, HIGH PRESSURE CONTROL.....	EA	1

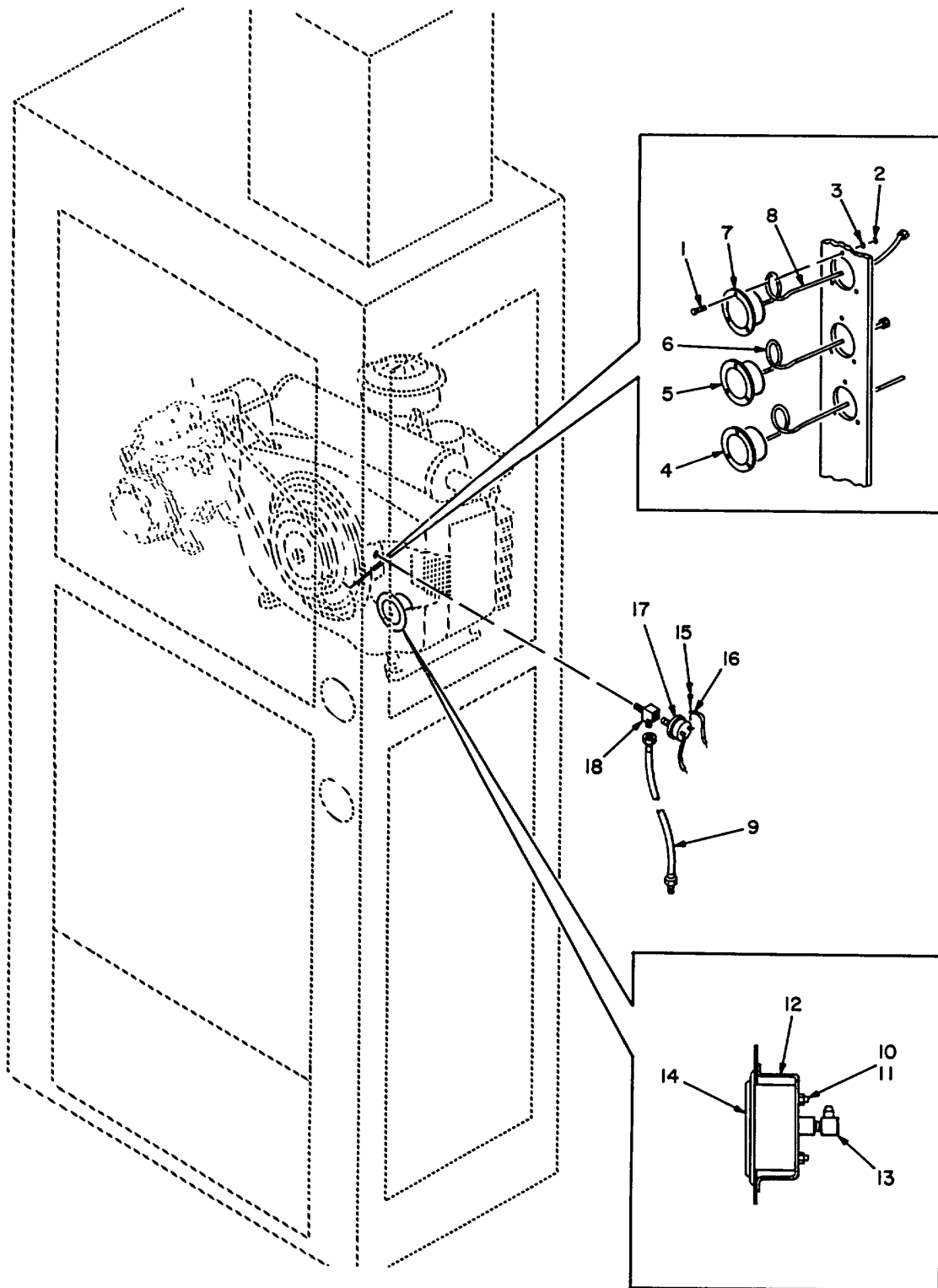


Figure 5. Gauges, Mounting and Controls

SECTION II

TM 5-4110-235-24P

(1) ILLUSTRATION		(2)	(3)	(4)	(5)	(6)	(7)	(8)
(a) FIG NO.	(b) ITEM NO.	SMR CODE	NATIONAL STOCK NUMBER	FSCM	PART NUMBER	DESCRIPTION USABLE ON CODES	U/M	QTY INC IN UNIT
						GROUP 03 GAGES, MOUNTING AND CONTROLS		
5	1	PAOZZ	5305-00-984-6193	01301	8-32X1-2	SCREW, SLOTTED, PANHD .....	EA	9
5	2	PAOZZ		01301	8-32	NUT, HEX HD.....	EA	9
5	3	PAOZZ	5310-00-596-1692	96906	MS35335-31	WASHER, LOCK.....	EA	9
5	4	PAOZZ	6685-00-987-5600	96906	MS27211-2	THERMOMETER.....	EA	1
5	5	PAFZZ	6685-00-854-8365	38508	XD1-505	GAGE, HIGH PRESSURE.....	EA	1
5	6	XBFZZ		11718	M500005	TUBING, COPPER.....	EA	1
5	7	PAFZZ	6685-00-948-0928	96906	MS27900-IC	GAGE, COMPOUND PRESSURE.....	EA	1
5	8	XBFZZ		11718	M500006	TUBING, COPPER.....	EA	1
5	9	PAOZZ	4720-00-203-6521	44940	501A5	HOSE ASSEMBLY .....	EA	1
5	10	XAOZZ		11718	P600106	WASHER, LOCK.....	EA	2
5	11	XAOZZ		11718	6001C7	NUT.....	EA	2
5	12	XAOZZ		11718	P600105	BRACKET .....	EA	1
5	13	PAOZZ	4730-00-916-2138	54906	5S39161-3	ELBOW, PIPE TO TUBE.....	EA	1
5	14	PAOZZ	6620-00-515-3483	44940	193-5	GAGE, DIFFERENTIAL PRESSURE.....	EA	1
5	5	XBOZZ		11718	P600104	SCREW.....	EA	1
5	16	XBOZZ		2042	F3030537	TERMINAL.....	EA	2
5	17	PAOZZ	5930-00-007-0948	44940	309A113	SWITCH, LOW OIL PRESSURE.....	EA	1
5	18	PAOZZ	4730-00-263-2733	44940	505-0058	TEE, PIPE .....	EA	1

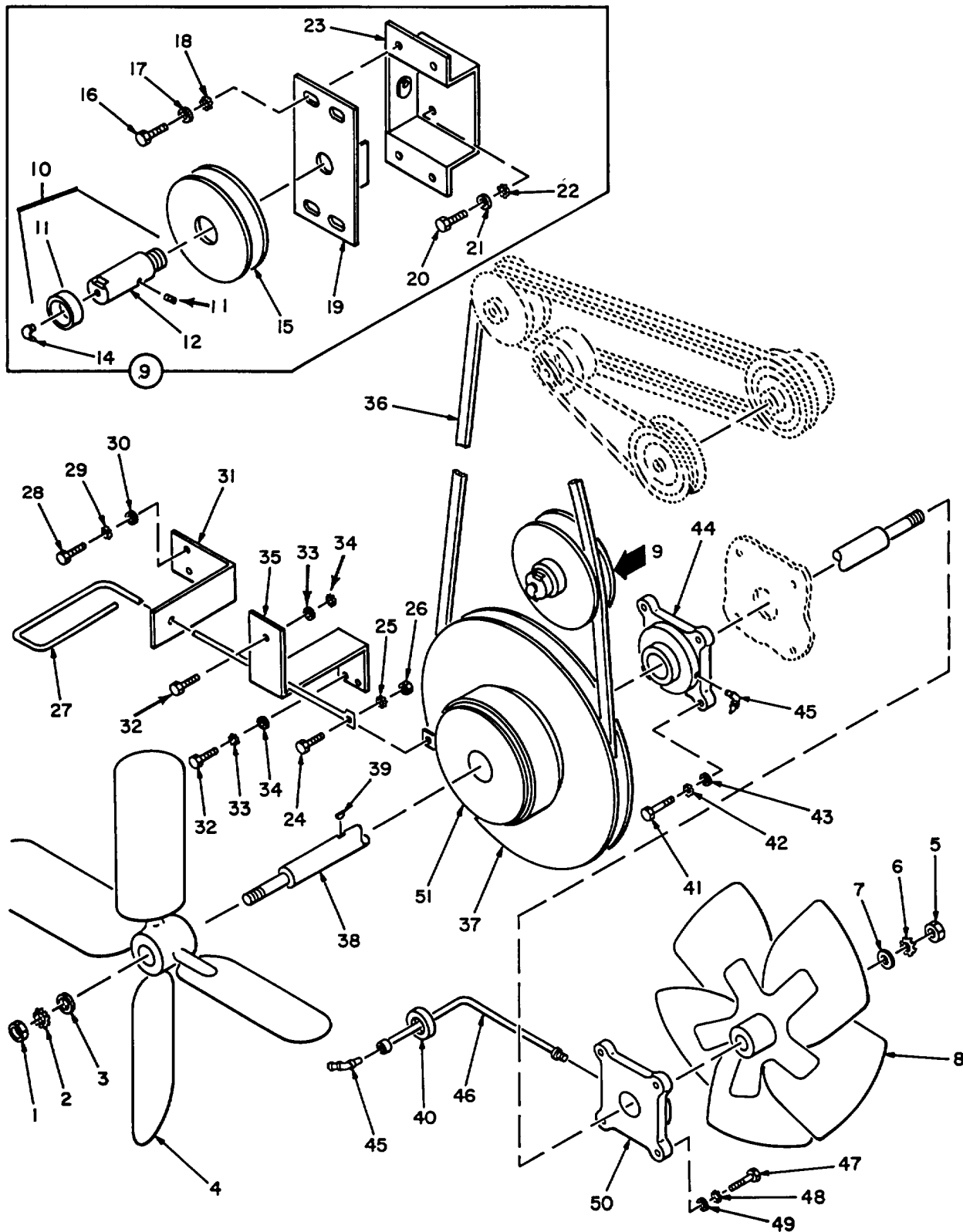


Figure 6. Blower Assembly and Controls



## SECTION II

TM 5-4110-235-24P

(1) ILLUSTRATION		(2)	(3)	(4)	(5)	(6)	(7)	(8)
(a) FIG NO.	(b) ITEM NO.	SMR CODE	NATIONAL STOCK NUMBER	FSCM	PART NUMBER	DESCRIPTION USABLE ON CODES	U/M	QTY INC IN UNIT
						GROUP 04 BLOWER ASSEMBLY AND CONTROLS		
6		XBOZZ		11718	M100C18	SHAFT ASSY .....	EA	1
6	1	PAOZZ	5310-00-761-3706	96906	MS51967-15	.NUT, PLAIN, HEXAGON.....	EA	1
6	2	PAOZZ	5310-00-209-5116	96906	MS35335-37	.WASHER, LOCK.....	EA	1
6	3	PAOZZ	5310-00-828-8946	96906	MS21306-2	.WASHER, FLAT.....	EA	1
6	4	PAOZZ		22038	S-14127	.BLADE, CONDENSER FAN .....	EA	1
6	5	PAOZZ	5310-00-761-3706	96906	MS51967-15	.NUT ,PLAIN, HEXAGON.....	EA	1
6	6	PAOZZ	5310-00-209-5116	96906	MS35335-37	.WASHER, LOCK.....	EA	1
6	7	PAOZZ	5310-00-828-8946	96906	MS21306-2	.WASHER, FLAT.....	EA	1
6	8	PAOZZ		22038	S-14128	.BLADE, EVAPORATOR.....	EA	1
6	9	XBOZZ		11718	M100020	.IDLER ASSY.....	EA	1
6	10	PAOZZ	3040-00-753-9218	71176	N2	..SHAFT AND COLLAR ASSEMBLY .....	EA	1
6	11	XAOZZ		11718	M300008-2	...COLLAR AND SETSCREW .....	EA	1
6	12	XAOZZ		11718	M300008-1	...SHAFT.....	EA	1
6	14	PAOZZ	4730-00-172-0028	96906	MS15003-4	...FITTING, LUBRICATION.....	EA	1
6	15	PAOZZ	3020-01-077-4985	71176	NAK41	..PULLEY, GROOVE.....	EA	1
6	16	PAOZZ	5305-00-068-0502	96906	MS90725-6	..SCREW, CAP, HEXAGON HEAD .....	EA	4
6	17	PAOZZ	5310-00-209-0786	96906	MS35335-33	..WASHER, LOCK .....	EA	4
6	18	PAOZZ	5310-00-045-3299	96906	MS35338-42	..WASHER, LOCK.....	EA	4
6	19	XBOZZ		11718	M100021	..MTG PLATE.....	EA	1
6	20	PAOZZ	5305-00-068-0502	96906	MS90725-6	..SCREW, CAP, HEXAGON HEAD .....	EA	2
6	21	PAOZZ	5310-00-209-0786	96906	MS35335-33	..WASHER, LOCK .....	EA	2
6	22	PAOZZ	5310-00-045-3299	96906	MS35338-42	..WASHER, LOCK.....	EA	2
6	23	XBOZZ		11718	M100023	..BRACKET .....	EA	1
6	24	PAOZZ	5305-00-068-0500	96906	MS90725-3	..SCREW, CAP, HEXAGON HEAD.....	EA	1
6	25	PAOZZ	5310-00-209-0786	96906	MS35335-33	.WASHER, LOCK .....	EA	1
6	26	PAOZZ		01301	1-4-20	.NUT, PLAIN, HEXAGON.....	EA	1
6	27	PBOZZ		11718	M200032	.HANDLE, CLUTCH .....	EA	1
6	28	PAOZZ	5305-00-068-0500	96906	MS90725-3	.SCREW, CAP, HEXAGON HEAD .....	EA	2
6	29	PAOZZ	5310-00-209-0786	96906	MS35335-33	.WASHER, LOCK.....	EA	2
6	30	PAOZZ	5310-00-045-3299	96906	MS35338-42	.WASHER, LOCK. ....	EA	2
6	31	XBOZZ		11718	M200031	.BRACKET, CLUTCH .....	EA	1
6	32	PAOZZ	5305-00-068-0500	96906	MS90725-3	.SCREW, CAP, HEXAGON HEAD.....	EA	3
6	33	PAOZZ	5310-00-209-0786	96906	MS35335-33	.WASHER, LOCK.....	EA	3
6	34	PAOZZ	5310-00-045-3299	96906	MS35338-42	.WASHER, LOCK.....	EA	3
6	35	XBOZZ		11718	M200030	.BRACKET, CLUTCH.....	EA	1
6	36	PAOZZ	3030-00-528-3808	96906	MS39242-48	.BELT.....	EA	1
6	37	PBOZZ		11718	M300004	.SHEAVE.....	EA	1
6	38	PAOZZ		11718	M300006	.SHAFT .....	EA	1
6	39	XBOZZ		11718	M300006-1	.KEY .....	EA	1

SECTION II

TM 5-4110-235-24P

(1) ILLUSTRATION		(2)	(3)	(4)	(5)	(6)	(7)	(8)
(a) FIG NO.	(b) ITEM NO.	SMR CODE	NATIONAL STOCK NUMBER	FSCM	PART NUMBER	DESCRIPTION USABLE ON CODES	U/M	QTY INC IN UNIT
6	40	PAOZZ		76385	4121	.GROMMET .....	EA	1
6	41	PAOZZ	5305-00-225-9081	96906	MS90725-36	.SCREW, CAP, HEXAGON HEAD.....	EA	4
6	42	PAOZZ	5310-00-514-6674	96906	MS35335-34	.WASHER, LOCK .....	EA	4
6	43	PAOZZ		01301	5-16-18 FLAT	.WASHER, FLAT.....	EA	4
6	44	PAOZZ		71176	FB-250-1	.BEARING, BLOCK .....	EA	1
6	45	PAOZZ	4730-00-172-0028	96906	MS15003-4	.FITTING, LUBRICATION.....	EA	2
6	46	XB0ZZ		11718	M100019	.TUBE ASSY, GREASE.....	EA	1
6	47	PAOZZ	5305-00-225-9081	96906	MS90725-36	.SCREW, CAP, HEXAGON HEAD.....	EA	4
6	48	PAOZZ		01301	5-16-18 FLAT	.WASHER, FLAT.....	EA	4
6	49	PAOZZ	5310-00-514-6674	96906	MS35335-34	.WASHER, LOCK .....	EA	4
6	50	PAOZZ		71176	FB-250-1	.BEARING .....	EA	1
6	51	PAOZZ		11718	M300003	.CLUTCH .....	EA	1

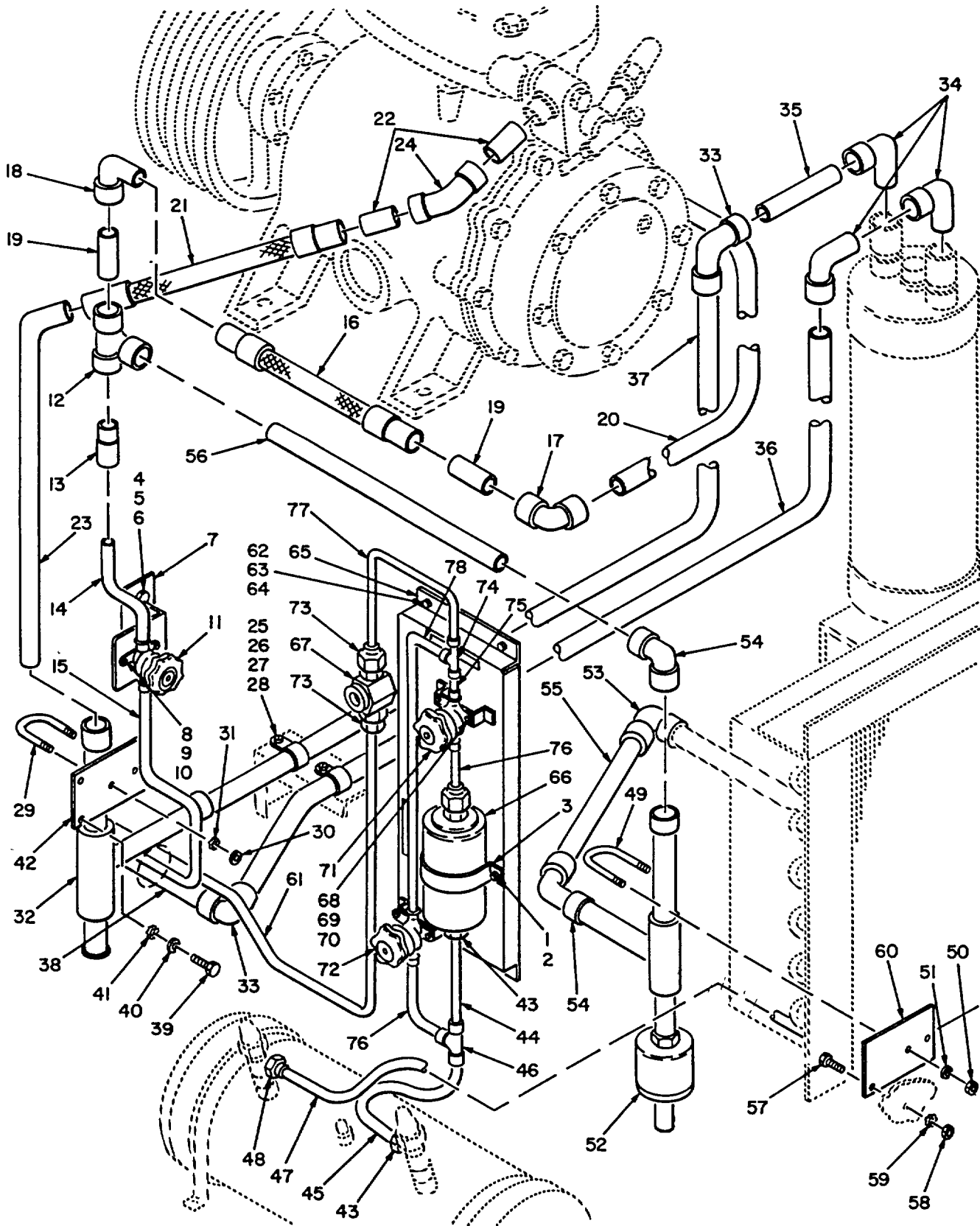


Figure 7. Refrigerant Piping and Valves.

## SECTION II

TM 5-4110-235-24P

(1) ILLUSTRATION		(2)	(3)	(4)	(5)	(6)	(7)	(8)
(a) FIG NO.	(b) ITEM NO.	SMR CODE	NATIONAL STOCK NUMBER	FSCM	PART NUMBER	DESCRIPTION USABLE ON CODES	U/M	QTY INC IN UNIT
						GROUP 05 REFRIGERANT PIPING AND VALVES		
7	1	PAOZZ		01301	1-4-20	NUT, PLAIN, HEXAGON.....	EA	2
7	2	PAOZZ	5310-00-209-0786	96906	MS35335-33	WASHER, LOCK .....	EA	2
7	3	XBOZZ		11718	M200070	CLAMP, DEHYDRATOR.....	EA	1
7	4	PAOZZ	5305-00-068-0500	96906	MS901725-3	SCREW, CAP, HEXAGON HEAD .....	EA	2
7	5	PAOZZ	5310-00-209-0786	96906	MS35335-33	WASHER, LOCK.....	EA	2
7	6	PAOZZ	5310-00-045-3299	96906	MS35338-42	WASHER, LOCK.....	EA	2
7	7	XBFZZ		11718	M200054	BRACKET .....	EA	1
7	8	PAOZZ	5305-00-984-6192	01301	8-32X1-2	SCREW, SLOTTED, PAN HEAD.....	EA	2
7	9	PAOZZ	5310-00-596-7691	96906	MS35335-32	WASHER, LOCK.....	EA	2
7	10	PAOZZ		01301	10-24	NUT, HEX HD.....	EA	2
7	10A	XBFZZ		11718	M100036	PIPING, HOT GAS ASSY .....	EA	1
7	11	PAFZZ	4820-00-813-4136	96906	MS35880-3	.VALVE, DIAPHRAGM.....	EA	1
7	12	PAFZZ	4730-00-263-6472	96906	MS35929-5	.TEE, TUBE.....	EA	1
7	13	PAFZZ	4730-00-103-1863	96906	MS35920-5	.REDUCER, TUBE.....	EA	1
7	14	MFFZZ		11718	M500C15	.TUBE, COPPER MFD FROM BULK P/N WWT799-1-2IN (7 IN. REQUIRED) .....	EA	1
7	15	MFFZZ		11718	M500C16	.TUBE, COPPER MFD FROM BULK P/N WWT799-1-2IN (20 IN. REQUIRED) .....	EA	1
7	16	PAFZZ	4720-00-875-8791	77089	VAF-5	ELIMINATOR, VIBRATION .....	EA	1
7	17	PAFZZ	4730-00-254-6450	96906	MS35917-5	ELBOW, TUBE.....	EA	1
7	18	PAFZZ	4730-00-839-6380	96906	MS35928-5	ELBOW, TUBE.....	EA	1
1	19	MFFZZ		11718	M500CC3-2	TUBE, COPPER MFD FROM BULK P/N WWT775-5-8IN (2 IN. REQUIRED) .....	EA	2
7	20	MFFZZ		11718	M500C17	TUBE, COPPER MFD FROM BULK P/N WWT775-5-8IN (26 IN. REQUIRED) .....	EA	1
7	21	PAFZZ	4720-00-812-8890	77089	VAF-8	HOSE ASSEMBLY, METAL.....	EA	1
7	22	MFFZZ		11718	M500CC4-1	TUBE, COPPER MFD FROM BULK P/N WWT775-7-8IN (2 IN. REQUIRED) .....	EA	2
7	23	MFFZZ		11718	M500C18	TUBE, COPPER MFD FROM BULK P/N WWT775-7-8IN (16 IN. REQUIRED) .....	EA	1
7	24	PAFZZ	4730-00-254-6447	96906	MS35917-7	ELBOW, TUBE.....	EA	1
7	25	XBOZZ		11718	M600063	CLAMP, PIPE.....	EA	2
7	26	PAOZZ	5305-00-068-0500	96906	MS90725-3	SCREW, CAP, HEXAGON HEAD.....	EA	2
7	27	PAOZZ		01301	1-4-20	NUT, PLAIN, HEXAGON.....	EA	2
7	28	PAOZZ	5310-00-045-3299	96906	MS35338-42	WASHER, LOCK .....	EA	2
7	29	XBOZZ		26642	F3030809	U-BOLT.....	EA	1
7	30	PAOZZ		01301	1-4-20	NUT, PLAIN, HEXAGON.....	EA	2
7	31	PAOZZ	5310-00-209-0786	96906	MS35335-33	WASHER, LOCK.....	EA	2
7	32	PAFZZ		91474	237AW	VALVE, PRESSURE.....	EA	1
7	33	PAFZZ	4730-00-254-6447	96906	MS35917-7	ELBOW, TUBE.....	EA	2
7	34	PAFZZ	4730-00-027-0773	96906	MS35928-7	ELBOW, TUBE.....	EA	3
7	35	PAFZZ		11718	M500004-3	TUBE, COPPER MFD FROM BULK P/N WWT775-7-8IN (4 IN. REQUIRED) .....	EA	1
7	36	MFFZZ		11718	M500020	TUBE, COPPER MFD FROM BULK P/N WWT775-7-8IN (36 IN. REQUIRED) .....	EA	1
7	37	MFFZZ		11718	M500019	TUBE, COPPER MFD FROM BULK P/N WWT775-7-8IN (36 IN. REQUIRED) .....	EA	1
7	38	MFFZZ		11718	M500004-6	TUBE, COPPER MFD FROM BULK P/N WWT775-7-8IN (9 IN. REQUIRED) .....	EA	1

## SECTION II

TM 5-4110-235-24P

(1) ILLUSTRATION		(2)	(3)	(4)	(5)	(6)	(7)	(8)
(a) FIG NO.	(b) ITEM NO.	SMR CODE	NATIONAL STOCK NUMBER	FSCM	PART NUMBER	DESCRIPTION USABLE ON CODES	U/M	QTY INC IN UNIT
7	39	PAFZZ	5305-00-068-0502	96906	MS90725-6	SCREW, CAP, HEXAGON HEAD.....	EA	2
7	40	PAFZZ	5310-00-209-0786	96906	MS35335-33	WASHER, LOCK .....	EA	2
7	41	PAFZZ	5310-00-045-3299	96906	MS35338-42	WASHER, LOCK.....	EA	2
7	42	XBFZZ		11718	M200057	BRACKET .....	EA	1
7	42A	XBFZZ		11718	M100047	TUBE ASSY, DRYER.....	EA	1
7	43	PAFZZ	4730-00-189-2131	96906	MS35872-3	.NUT, TUBE COUPLING.....	EA	1
7	44	XBFZZ		11718	M500012-2	.TUBING, COPPER.....	EA	1
7	45	XBFZZ		11718	M500012-1	.TUBING, COPPER.....	EA	1
7	46	PAFZZ	4730-00-203-6460	96906	MS35929-3	.TEE, TUBE.....	EA	1
7	46A	XBFZZ		11718	M100048	TUBE ASSY, CONDENSER.....	EA	1
7	47	XBFZZ		11718	M500013	.TUBING, COPPER.....	EA	1
7	48	PAFZZ	4730-00-189-2739	96906	MS35872-3	.NUT, TUBE COUPLING.....	EA	1
7	49	XBOZZ		26642	F3030809	U-BOLT.....	EA	1
7	50	PAFZZ		013C1	1-4-20	NUT, PLAIN, HEXAGON.....	EA	2
7	51	PAFZZ	5310-00-045-3299	96906	MS35338-42	WASHER, LOCK.....	EA	2
7	52	PAFZZ		91494	239AW	VALVE, 70-280 PSI.....	EA	1
7	53	PAFZZ	4730-00-254-6450	96906	MS35917-5	ELBOW, TUBE.....	EA	1
7	54	PAFZZ	4730-00-839-6380	96906	MS35928-5	ELBOW, TUBE.....	EA	2
7	55	MFFZZ		11718	M500003-4	TUBE, COPPER MFD FROM BULK P/N WWT775-5-8IN (3 IN. REQUIRED) .....	EA	1
7	56	MFFZZ		11718	M500003-6	TUBE, COPPER MFD FROM BULK P/N WWT775-5-8IN (12 IN. REQUIRED) .....	EA	1
7	57	PAFZZ	5305-00-068-0500	96906	MS90725-3	SCREW, CAP, HEXAGON HEAD.....	EA	2
7	58	PAFZZ		01301	1-4-20	NUT, HEX .....	EA	2
7	59	PAFZZ	5310-00-209-0786	96906	MS35335-33	WASHER, LOCK.....	EA	2
7	60	XBFZZ		11718	M200057	BRACKET, VALVE.....	EA	1
7	61	XBFZZ		11718	M500010	TUBE, COPPER.....	EA	1
7	62	PAFZZ	5305-00-068-0500	96906	MS90725-3	SCREW, CAP, HEXAGON HEAD.....	EA	4
7	63	PAFZZ	5310-00-209-0786	96906	MS35335-33	WASHER, LOCK.....	EA	4
7	64	PAFZZ	5310-00-045-3299	96906	MS35338-42	WASHER, LOCK.....	EA	4
7	65	XBFZZ		11718	M100051	PANEL, REFRIGERATION.....	EA	1
7	66	PAFZZ	4130-00-226-1578	96906	MS35845-2	DEHYDRATOR.....	EA	1
7	67	PAFZZ		96906	MS17798-3F	LIQUID INDICATOR.....	EA	1
7	68	PAFZZ	5305-00-984-6210	01301	10-24X1-2	SCREW, SLOTTED, PAN HEAD.....	EA	4
7	69	PAFZZ		01301	10-24	NUT, HEX HD.....	EA	4
7	70	PAFZZ	5310-00-596-7691	96906	MS35335-32	WASHER, LOCK.....	EA	4
7	71	PAFZZ	4820-00-867-5191	96906	MS35880-2	VALVE, DIAPHRAM.....	EA	1
7	72	PAFZZ	4820-00-867-5191	96906	MS35880-2	VALVE, DIAPHRAM.....	EA	1
7	73	PAFZZ	4730-00-189-2739	96906	MS35872-3	NUT, TUBE COUPLING.....	EA	2
7	74	PAFZZ	4730-00-263-6460	96906	MS35929-3	TEE, TUBE.....	EA	1
7	75	XBFZZ		11718	M500001-1	TUBING, COPPER.....	EA	1
7	76	XBFZZ		11718	M500012-2	TUBING, COPPER.....	EA	1

SECTION II

TM 5-4110-235-24P

(1) ILLUSTRATION		(2)	(3)	(4)	(5)	(6)	(7)	(8)
(a) FIG NO.	(b) ITEM NO.	SMR CODE	NATIONAL STOCK NUMBER	FSCM	PART NUMBER	DESCRIPTION USABLE ON CODES	U/M	QTY INC IN UNIT
7	77	XBFZZ		11718	M500C11	TUBING, COPPER.....	EA	1
7	78	XBFZZ		11718	M500C14	TUBING, COPPER .....	EA	1

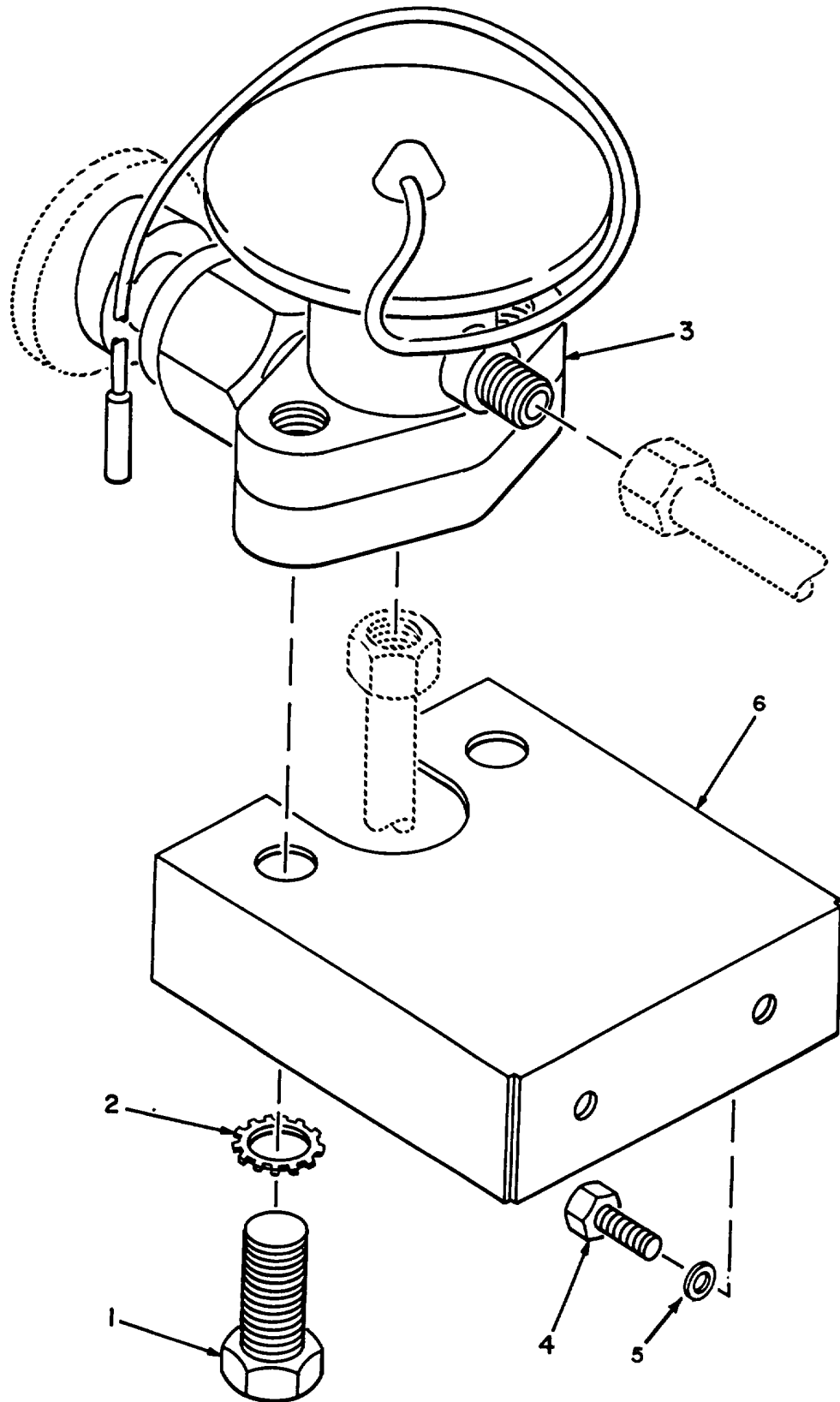


Figure 8. Valve, Expansion

SECTION II

TM 5-4110-235-24P

(1) ILLUSTRATION		(2)	(3)	(4)	(5)	(6)	(7)	(8)
(a) FIG NO.	(b) ITEM NO.	SMR CODE	NATIONAL STOCK NUMBER	FSCM	PART NUMBER	DESCRIPTION USABLE ON CODES	U/M	QTY INC IN UNIT
8	1	PAFZZ	5305-00-068-0502	96906	MS90725-6	SCREW, CAP, HEXAGON HEAD .....	EA	2
8	2	PAFZZ	5310-00-209-0786	96906	MS35335-33	WASHER LOCK.....	EA	2
8	3	PAFZZ	4820-00-707-7890	70255	T0L-B-2FW	VALVE, EXPANSION.....	EA	1
8	4	PAFZZ	5305-00-068-0500	96906	MS90725-3	SCREW, CAP, HEXAGON HEAD.....	EA	2
8	5	PAFZZ	5310-00-209-0786	96906	MS35335-33	WASHER, LOCK.....	EA	2
8	6	XBFZZ		11710	M200079	BRACKET, VALVE.....	EA	1



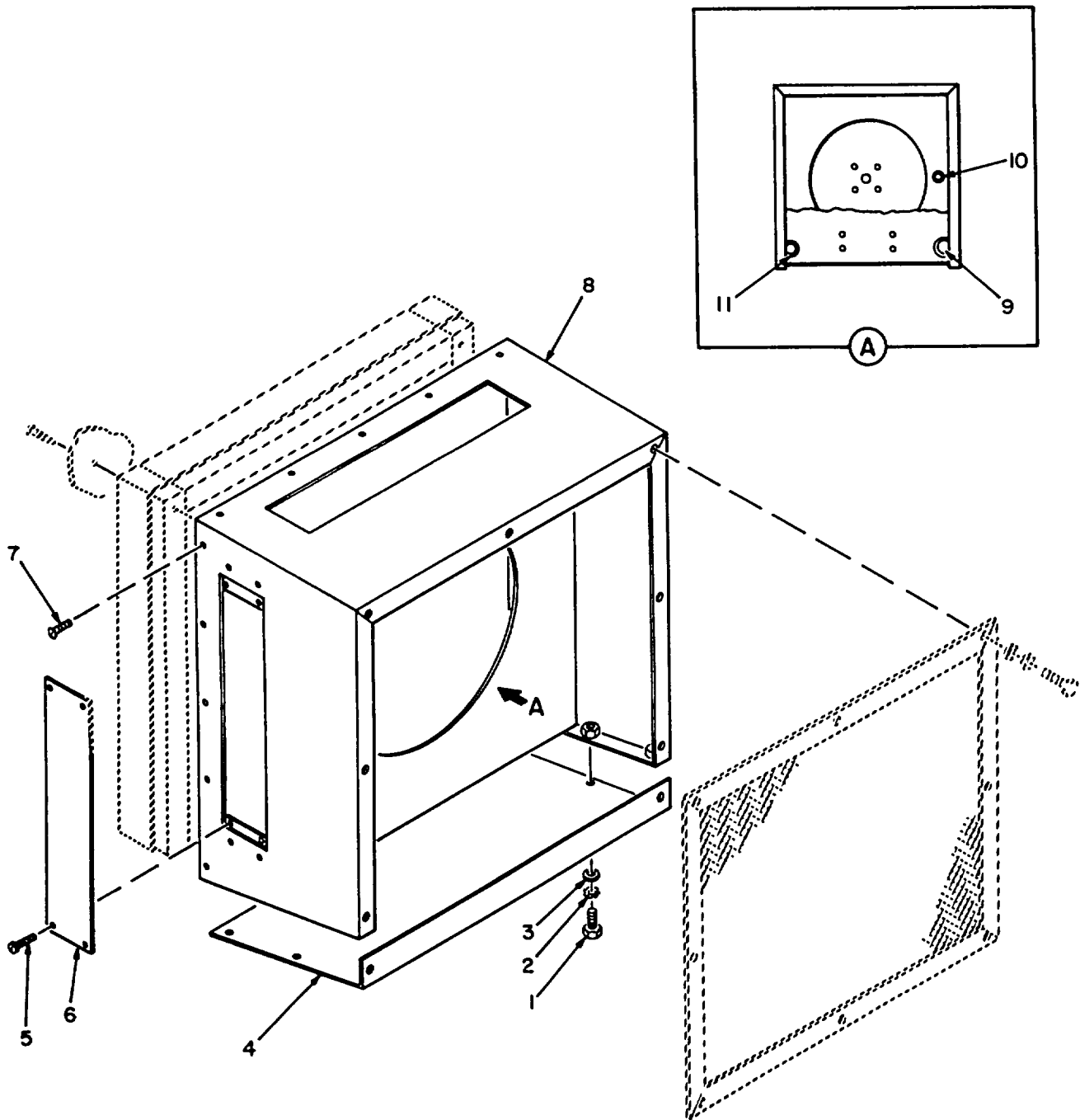


Figure 9. Housing, Evaporator

SECTION II

TM 5-4110-235-24P

(1) ILLUSTRATION		(2)	(3)	(4)	(5)	(6)	(7)	(8)
(a) FIG NO.	(b) ITEM NO.	SMR CODE	NATIONAL STOCK NUMBER	FSCM	PART NUMBER	DESCRIPTION USABLE ON CODES	U/M	QTY INC IN UNIT
						GROUP 06 EVAPORATOR COIL		
9	1	PAFZZ	5305-00-068-0500	96906	MS90725-3	SCREW, CAP, HEXAGON HEAD.....	EA	10
9	2	PAFZZ	5310-00-209-0786	96906	MS35335-33	WASHER, LOCK.....	EA	10
9	3	PAFZZ	5310-00-045-3299	96906	MS35338-42	WASHER, LOCK.....	EA	10
9	4	XBFZZ		11718	M200C75	COVER, BOTTOM .....	EA	1
9	5	PAFZZ		96906	MS24693A272	SCREW, MACH, FH.....	EA	8
9	6	XBFZZ		11718	M200C27	COVER, SIDE.....	EA	2
9	7	PAFZZ	5305-00-115-9984	01301	10X1	SCREW, WOOD.....	EA	16
9	8	XBFZZ		11718	M100C15	HOUSING .....	EA	1
9	9	PAFZZ		76385	Z-843	GROMMET .....	EA	1
9	10	PAFZZ		76385	Z670	GROMMET .....	EA	1
9	11	PAFZZ		76385	Z306C	GROMMET, NONMETALLIC .....	EA	1

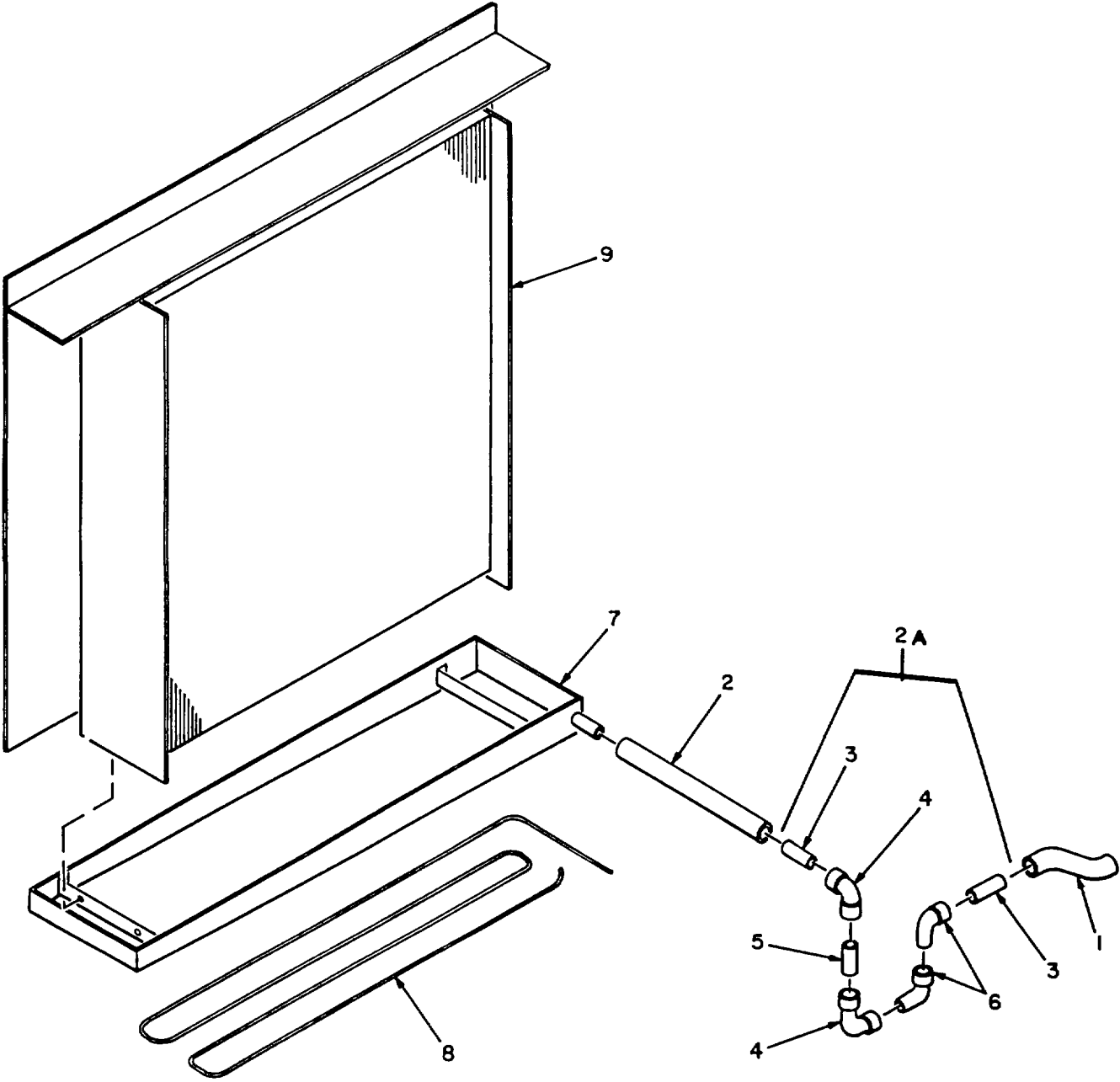


Figure 10. Evaporator Coil and Attaching Parts

SECTION II

TM 5-4110-235-24P

(1) ILLUSTRATION		(2)	(3)	(4)	(5)	(6)	(7)	(8)
(a) FIG NO.	(b) ITEM NO.	SMR CODE	NATIONAL STOCK NUMBER	FSCM	PART NUMBER	DESCRIPTION USABLE ON CODES	U/M	QTY INC IN UNIT
10	1	MOOZZ		32402	2503	TUBING, POLYVINYL MFD FROM BULK P/N M81914-1-1009 (5 IN. REQUIRED) .....	EA	1
10	2	MOOZZ		32402	2503	TUBING, PLOYVINYL MFD FROM BULK P/N M81914-1-1009 (8 IN. REQUIRED) .....	EA	1
10	2A	MFFZZ		11718	M100057	DRAIN ASSEMBLY, MAKE FROM: .....	EA	1
10	3	MFFZZ		11718	M500003-1	.TUBING, COPPER MFD BULK P/N WWT775-5-8IN (2 IN. REQUIRED) .....	EA	2
10	4	PAFZZ	4730-00-254-6450	96906	MS35917-5	.ELBOW, TUBE.....	EA	2
10	5	MFFZZ		11718	M500003-5	.TUBING, COPPER MFD FROM BULK P/N WWT775-5-8IN (7 IN. REQUIRED) .....	EA	1
10	6	PAFZZ	4730-00-839-6380	96906	MS35928-5	.ELBOW, TUBE.....	EA	2
10	7	XBFZZ		11718	M100054	PAN ASSY, DRAIN.....	EA	1
10	8	XBFZZ		11718	M100055	COIL ASSY.....	EA	1
10	9	PBFHZ		15999	21S4-21-1/2-6	COIL, EVAPORATOR.....	EA	1

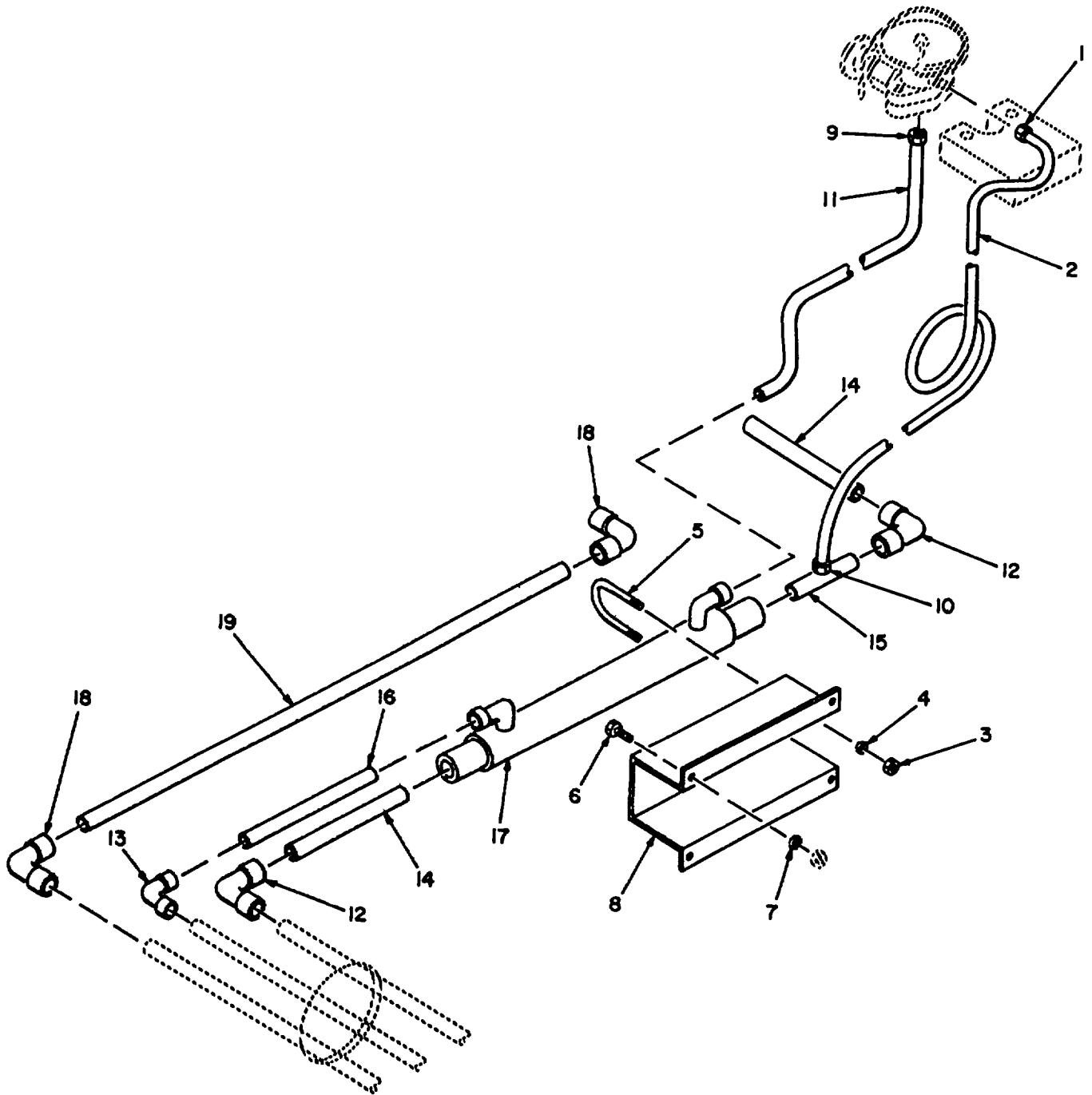


Figure 11. Heat Exchanger and Attaching Parts

SECTION II

TM 5-4110-235-24P

(1) ILLUSTRATION		(2)	(3)	(4)	(5)	(6)	(7)	(8)
(a) FIG NO.	(b) ITEM NO.	SMR CODE	NATIONAL STOCK NUMBER	FSCM	PART NUMBER	DESCRIPTION USABLE ON CODES	U/M	QTY INC IN UNIT
11	1	PAFZZ	4730-00-189-2737	96906	MS35872-2	NUT, TUBE COUPLING.....	EA	1
11	2	XBFZZ		11718	M500009	TUBE ASSY .....	EA	1
11	3	PAFZZ		01301	1-4-20	NUT, PLAIN, HEXAGON.....	EA	4
11	4	PAFZZ	5310-00-209-0786	96906	MS35335-33	WASHER, LOCK.....	EA	4
11	5	XBFZZ		26642	F3030809	U-BOLT.....	EA	2
11	6	PAFZZ	5305-00-068-0500	96906	MS90725-3	SCREW, CAP, HEXAGON HEAD.....	EA	4
11	7	PAFZZ	5310-00-209-0786	96906	MS35335-33	WASHER, LOCK.....	EA	4
11	8	XBFZZ		11710	M200080	BRACKET .....	EA	1
11	8A	XBFZZ		11718	M100056	HEAT EXCHANGER ASSY .....	EA	1
11	9	PAFZZ	4730-00-189-2739	96906	MS35872-3	.NUT, TUBE COUPLING.....	EA	1
11	10	PAFZZ		17529	AV-46R	.TAP, LINE.....	EA	1
11	11	XBFZZ		11718	M500021	.TUBING, COPPER .....	EA	1
11	12	PAFZZ	4730-00-254-6447	96906	MS35917-7	.ELBOW, TUBE.....	EA	2
11	13	PAFZZ	4730-00-837-0685	96906	MS35917-3	.ELBOW, TUBE.....	EA	1
11	14	MFFZZ		11718	M500004-4	.TUBING, COPPER MFD FROM BULK P/N WWT775-7-8IN (5 IN. REQUIRED) .....	EA	6
11	15	MFFZZ		11718	M500004-2	.TUBING, COPPER MFD FROM BULK P/N WWT775-7-8IN (3 IN. REQUIRED) .....	EA	1
11	16	XBFZZ		11718	M500001-3	.TUBING, COPPER.....	EA	1
11	17	PBFZZ		96906	MS17241-5	.HEAT EXCHANGER.....	EA	1
11	18	PAFZZ	4730-00-254-6449	96906	MS35917-4	ELBOW, TUBE.....	EA	2
11	19	MFFZZ		11718	M500002-3	TUBING, COPPER MFD FROM BULK P/N WWT779-1-2IN (20 IN. REQUIRED) .....	EA	1

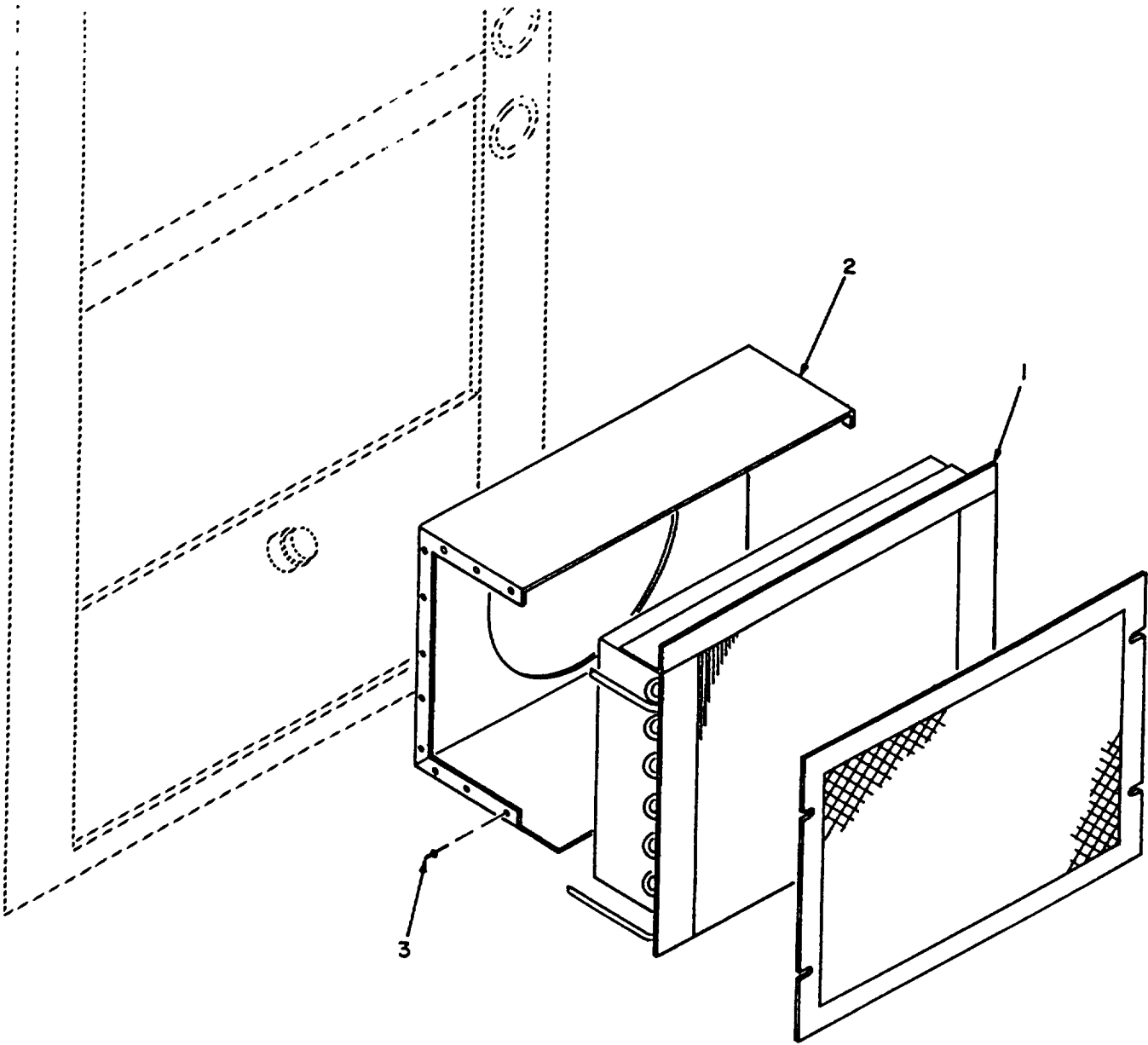


Figure 12. Condenser Coil and Housing

SECTION II

TM 5-4110-235-24P

(1) ILLUSTRATION		(2)	(3)	(4)	(5)	(6)	(7)	(8)
(a) FIG NO.	(b) ITEM NO.	SMR CODE	NATIONAL STOCK NUMBER	FSCM	PART NUMBER	DESCRIPTION USABLE ON CODES	U/M	QTY INC IN UNIT
						GROUP 07 CONDENSER COIL, RECEIVER, ACCUMLA TOR		
12	1	PAFHH		15999	18S3-23-8	CONDENSER COIL.....	EA	1
12	2	XBFZZ		11718	M200071	SHROUD, FAN.....	EA	1
12	3	PAFZZ		01301	AS-44	RIVET, SHROUD.....	EA	16



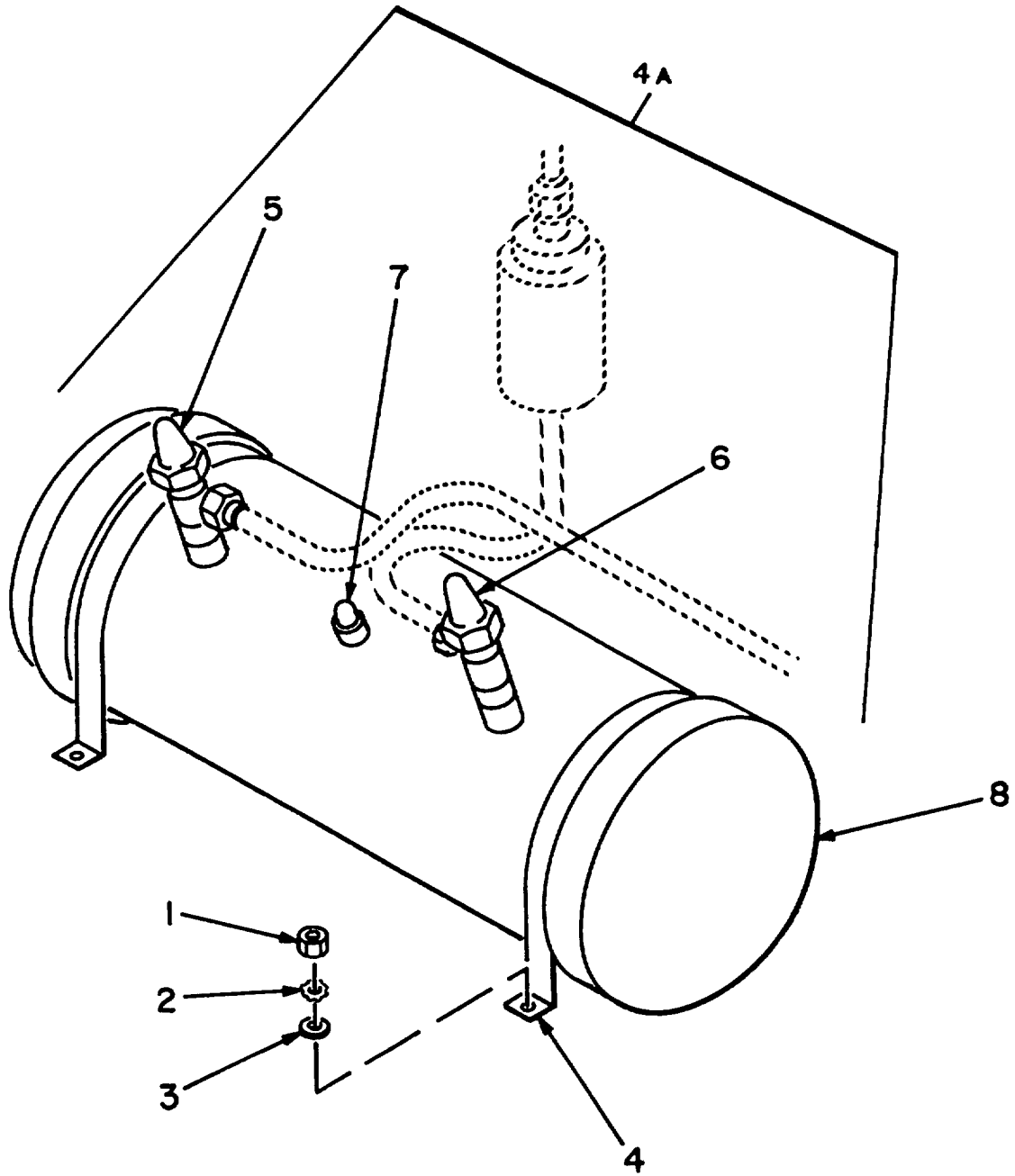


Figure 13. Receiver Tank

SECTION II

TM 5-4110-235-24P

(1) ILLUSTRATION		(2)	(3)	(4)	(5)	(6)	(7)	(8)
(a) FIG NO.	(b) ITEM NO.	SMR CODE	NATIONAL STOCK NUMBER	FSCM	PART NUMBER	DESCRIPTION USABLE ON CODES	U/M	QTY INC IN UNIT
13	1	PAFZZ		01301	1-4-20	NUT, PLAIN, HEXAGON.....	EA	4
13	2	PAFZZ	5310-00-209-0788	96906	MS35335-33	WASHER, LOCK.....	EA	4
13	3	PAFZZ	5310-00-045-3299	96906	MS35338-42	WASHER, LOCK.....	EA	4
13	4	XBFZZ		11718	M200058	CLAMP, RECEIVER.....	EA	2
13	4A	XC		11718	M100040	RECEIVER ASSY.....	EA	1
13	5	PAFZZ	4820-00-058-1685	58553	605-6P	.VALVE, ANGLE.....	EA	1
13	6	PAFZZ	4820-00-058-1685	58553	605-60	.VALVE, ANGLE.....	EA	1
13	7	PAFZZ	5340-00-917-3854	96906	MS16993-2	.PLUG, FUSIBLE.....	EA	1
13	8	PBFZZ	4130-00-107-1142	96906	MS17291-2	.RECEIVER.....	EA	1

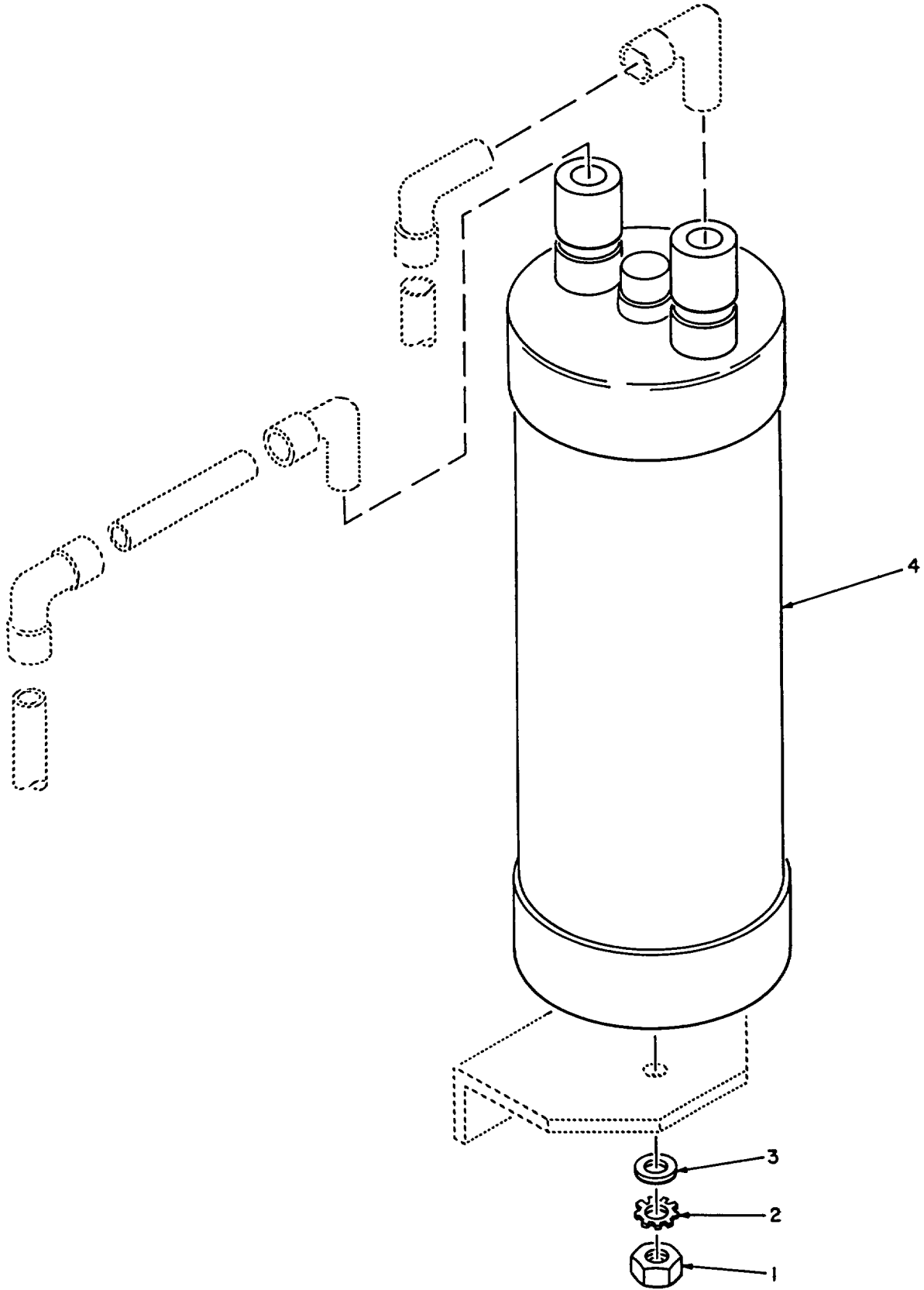


Figure 14. Accumulator Assembly

SECTION II

TM 5-4110-235-24P

(1) ILLUSTRATION		(2)	(3)	(4)	(5)	(6)	(7)	(8)
(a) FIG NO.	(b) ITEM NO.	SMR CODE	NATIONAL STOCK NUMBER	FSCM	PART NUMBER	DESCRIPTION USABLE ON CODES	U/M	QTY INC IN UNIT
14	1	PAFZZ	5310-00-988-7484	14351	13XX1802G	NUT, PLAIN, HEXAGON.....	EA	1
14	2	PAFZZ	5310-00-627-6128	96906	MS35335-35	WASHER, LOCK .....	EA	1
14	3	PAFZZ	5310-00-865-6073	96906	MS21306-1	WASHER, FLAT.....	EA	1
14	4	PBFZZ		87698	VA-57-7SRD	ACCUMULATOR.....	EA	1

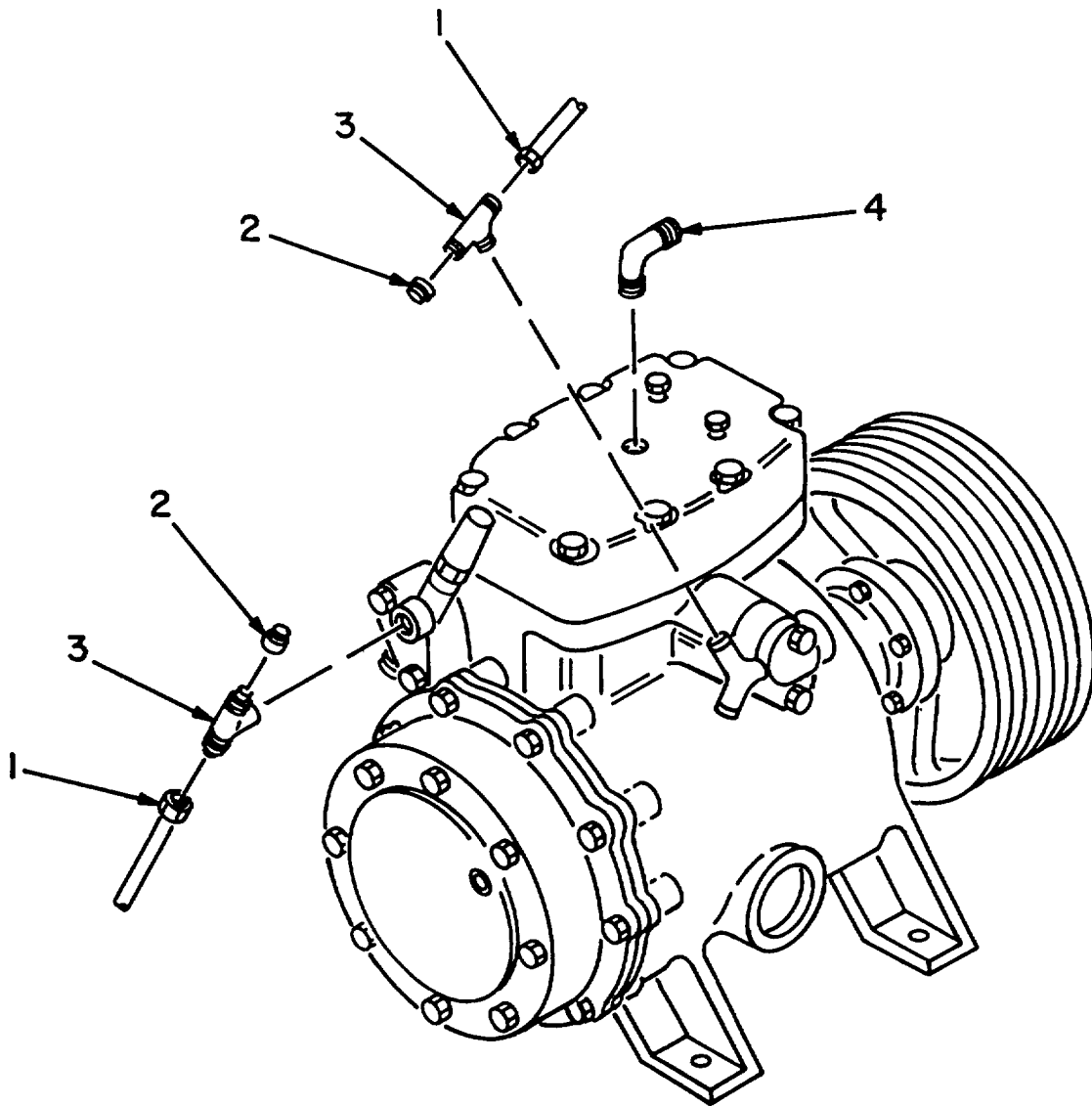


Figure 15. Compressor (MGR Modifications)

SECTION II

TM 5-4110-235-24P

(1) ILLUSTRATION		(2)	(3)	(4)	(5)	(6)	(7)	(8)
(a) FIG NO.	(b) ITEM NO.	SMR CODE	NATIONAL STOCK NUMBER	FSCM	PART NUMBER	DESCRIPTION USABLE ON CODES	U/M	QTY INC IN UNIT
						GROUP 08 COMPRESSOR ASSEMBLY		
15	1	PAFZZ	4730-00-189-2737	96906	MS35872-2	NUT, TUBE COUPLING.....	EA	2
15	2	PAFZZ	4730-00-260-8284	41947	A4544	CAP, TUBE.....	EA	2
15	3	PAFZZ	4730-00-257-2098	41947	A-345	TEE, PIPE TO TUBE .....	EA	2
15	4	PAFZZ	4T30-00-254-6211	30327	E14A	ELBOW, PIPE TO TUBE.....	EA	1

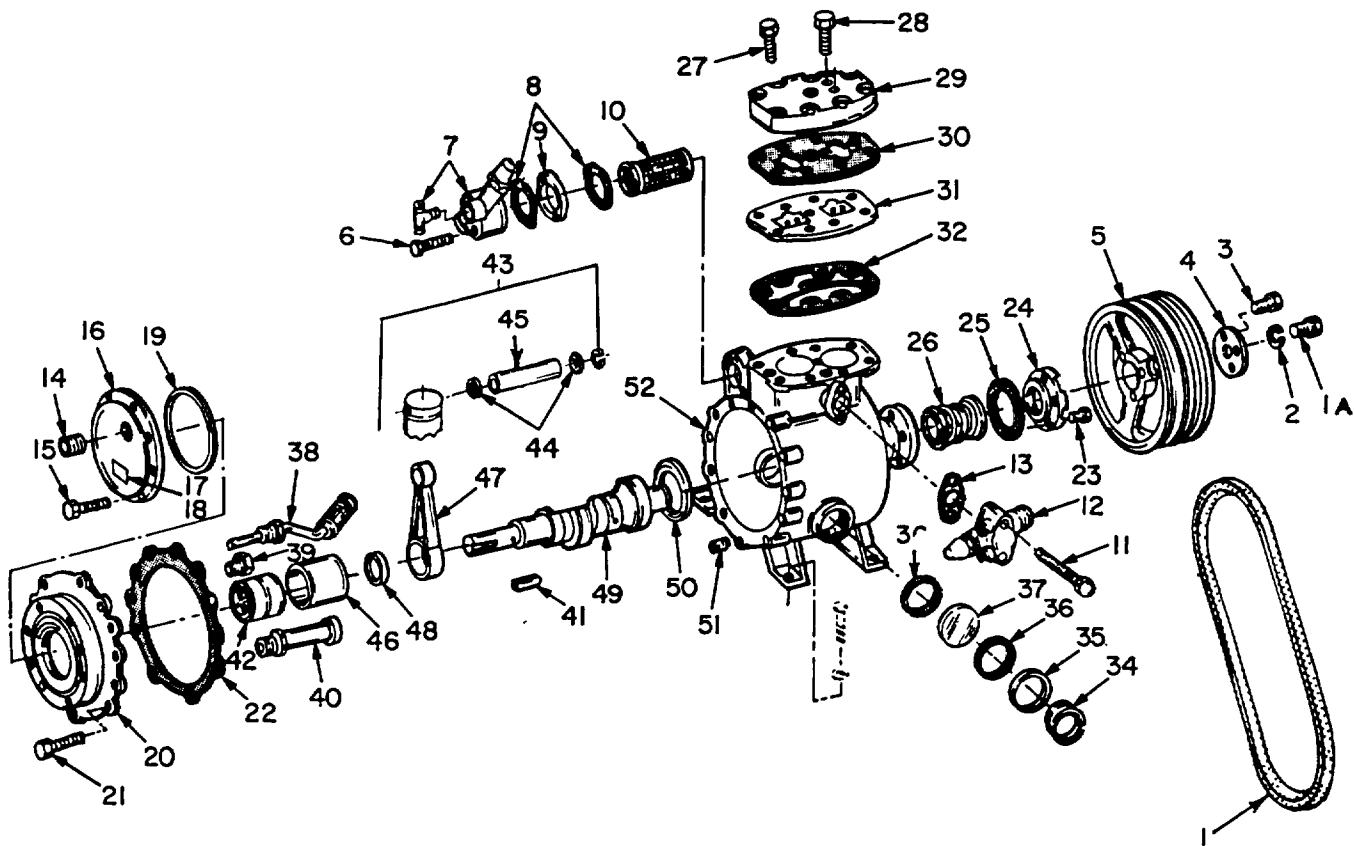


Figure 16. Compressor (Dunhum-Bush Parts)

## SECTION II

TM 5-4110-235-24P

(1) ILLUSTRATION		(2)	(3)	(4)	(5)	(6)	(7)	(8)
(a) FIG NO.	(b) ITEM NO.	SMR CODE	NATIONAL STOCK NUMBER	FSCM	PART NUMBER	DESCRIPTION USABLE ON CODES	U/M	QTY INC IN UNIT
16	1	PAOZZ		71116	FHP 4L570	BELT, V .....	ST	2
16		PAFHH		08537	BP42-1	COMPRESSOR ASSEMBLY .....	EA	1
16	1A	PAFZZ	5305-01-051-2646	08537	C12P11	.SCREW.....	EA	1
16	2	PAFZZ	5310-00-931-2222	08537	C12P01	.WASHER, LOCK .....	EA	1
16	3	PAFZZ	5315-00-963-0917	08537	C166P08	.SCREW.....	EA	3
16	4	XBFZZ		08537	GA1778	.PLATE, STOP .....	EA	1
16	5	PBFZZ		08537	GC1466	.FLYWHEEL, PULLEY .....	EA	1
16	6	PAFZZ		08537	011P21	.SCREW .....	EA	2
16	7	PAFZZ	4820-00-752-8711	08537	VAL615	.VALVE, ANGLE.....	EA	1
16	8	PAFZZ	5330-00-867-5187	08537	GA1010	..GASKET .....	EA	2
16	9	PAFZZ		08537	ADP27	..ADAPTER .....	EA	1
16	10	PBFZZ	4130-00-752-8601	08537	GA1034	..STRAINER, SUCTION.....	EA	1
16	11	PAFZZ		08537	011P15	.SCREW.....	EA	2
16	12	PAFZZ	4130-00-547-6497	08537	VAL363	.VALVE, DISCHARGE, 5-8.....	EA	1
16	13	PAFZZ	5330-00-752-8614	08537	GA1039	..GASKET .....	EA	1
16	14	XBFZZ		08537	055P71	.PLUG, PUMP PLATE.....	EA	1
16	15	PAFZZ	5306-01-026-5037	08537	011P10	.BOLT, MACHINE .....	EA	8
16	16	PAFZZ	4130-00-963-0910	08537	G01462	.PLATE, PUMP.....	EA	1
16	17	XBFZZ		08537	065P14	.PIN, DRIVE, PLATE .....	EA	2
16	18	XBFZZ		08537	PLT210	.PLATE, SPECIFICATION. ....	EA	1
16	19	PAFZZ	4130-00-963-0913	08537	GA1780	.SEAL, END PLATE .....	EA	1
16	20	PBFZZ	4130-00-997-4436	08537	PLT464	.PLATE, END .....	EA	1
16	21	PAFZZ	5306-01-026-5037	08537	011P10	.BOLT, MACHINE.....	EA	12
16	22	PAFZZ	5330-00-929-5462	08537	GA1837	.GASKET .....	EA	1
16	23	PAFZZ	5315-00-963-0917	08537	0166P08	.SCREW.....	EA	6
16	24	PAFZZ	3120-00-931-7850	08537	GA1550	.BEARING, SLEEVE.....	EA	1
16	25	PAFZZ	5330-00-929-5456	08537	GA1779	.GASKET, SEAL COVER.....	EA	1
16	26	PAFZZ	4130-00-963-0914	08537	GA1781-1	.SEAL ASSEMBLY .....	EA	1
16	27	PAFZZ	5305-01-027-4958	08537	C12P19	.SCREW, MACHINE 3-8 THD SIZE .....	EA	9
16	28	PAFZZ		08537	PLU100	.PLUG, CYLINDER HEAD.....	EA	2
16	29	PBFZZ		08537	G01155	.CYLINDER HEAD.....	EA	1
16	30	PAFZZ	5330-00-867-5178	08537	GB1089	.GASKET .....	EA	1
16	31	PAFZZ	4130-00-867-5186	08537	GC1162	.VALVE PLATE ASY .....	EA	1
16	32	XAFZZ		08537	GC1162GASKET	..GASKET, VALVE PLATE.....	EA	1
16	34	PAFZZ	4130-00-963-0854	08537	GA211	.RETAINER .....	EA	2
16	35	PAFZZ	4130-00-963-0856	08537	GA212	.RING, SIGHT GLASS .....	EA	2
16	36	PAFZZ	5330-00-963-0855	08537	GA213	.GASKET .....	EA	4
16	37	PAFZZ	4130-00-963-0853	08537	GA210	.SIGHT GLASS, OIL.....	EA	2
16	38	PAHZZ	4130-00-867-5190	08537	GB1434	.FILTER-TUBE ASSEMBL .....	EA	1
16	39	XBHZZ		08537	051P52	.FITTING .....	EA	1



SECTION II

TM 5-4110-235-24P

(1) ILLUSTRATION		(2)	(3)	(4)	(5)	(6)	(7)	(8)
(a) FIG NO.	(b) ITEM NO.	SMR CODE	NATIONAL STOCK NUMBER	FSCM	PART NUMBER	DESCRIPTION USABLE ON CODES	U/M	QTY INC IN UNIT
16	40	PAFZZ	4130-00-867-5188	08537	GA1581	.VALVE, RELIEF .....	EA	1
16	41	PAFZZ	5315-00-963-0917	08537	066P08	.KEY .....	EA	1
16	42	PAHZZ		08537	GB1228	.PUMP ASSEMBLY .....	EA	1
16	43	PAHZZ		08537	PST70A	.PISTON ASSEMBLY .....	EA	2
16	44	XAHZZ		08537	GA1013	.WASHER, PISTON PIN.....	EA	2
16	45	XAHZZ		08537	PIN	.PIN.....	EA	1
16	46	PAHZZ	3120-00-931-7850	08537	GA1550	.BEARING, SLEEVE.....	EA	2
16	47	PAHZZ	4130-00-963-0919	08537	GC1156	.CONNECTING ROD .....	EA	1
16	48	PAHZZ		08537	WAS76	.WASHER, THRUST.....	EA	1
16	49	PAHZZ		08537	CKS45	.CRANKSHAFT .....	EA	1
16	50	PAHZZ	3120-01-044-2111	08537	WAS80	.BEARING, WASHER, THRU.....	EA	1
16	51	PAFZZ		08537	055P80	.PLUG .....	EA	1
16	52	XBHZZ		08537	GE1080	.CRANKCASE .....	EA	1

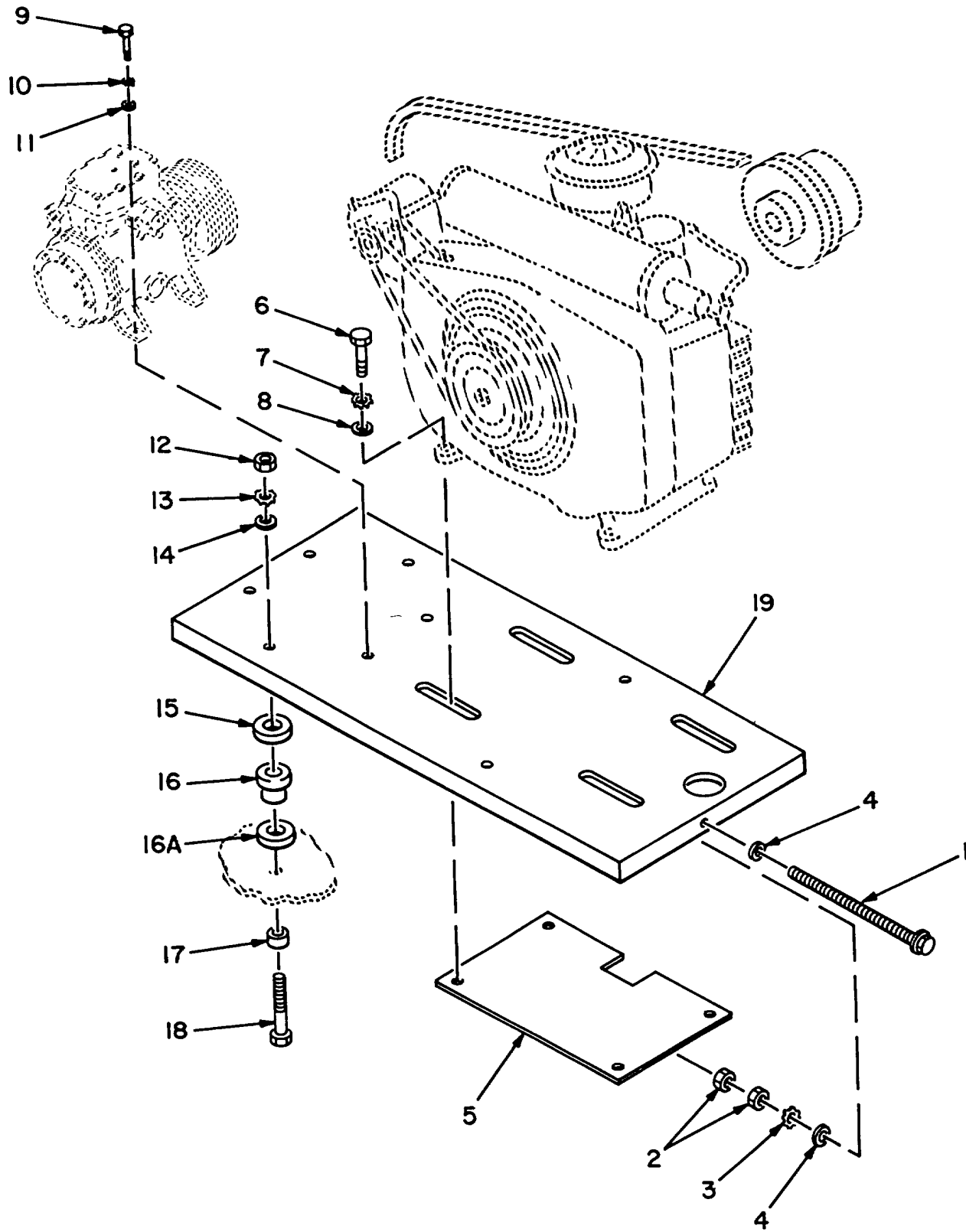


Figure 17. Engine Compressor Adjustment Plate

SECTION II

TM 5-4110-235-24P

(1) ILLUSTRATION		(2)	(3)	(4)	(5)	(6)	(7)	(8)
(a) FIG NO.	(b) ITEM NO.	SMR CODE	NATIONAL STOCK NUMBER	FSCM	PART NUMBER	DESCRIPTION USABLE ON CODES	U/M	QTY INC IN UNIT
						GROUP 09 ENGINE ASSEMBLY		
17		XBFZZ		11718	M100027	PLATE ASSEMBLY, ENGINE AND COMPRESSOR MOUNTING.....	EA	1
17	1	PAOZZ		11718	M600045	.SCREW, ADJ.....	EA	1
17	2	PAOZZ	5310-00-988-7484	14351	13XX1802G	.NUT, PLAIN, HEXAGON.....	EA	2
17	3	XBOZZ		11718	M600062	.SPACER.....	EA	1
17	4	PAOZZ		01301	FW375-062	.WASHER, NYLON.....	EA	2
17	5	XBOZZ		11718	M100028	.PLATE, ADJ.....	EA	1
17	6	PAOZZ	5305-00-071-2070	24446	N22P29028011	.SCREW, CAP, H EX HD.....	EA	4
17	7	PAOZZ	5310-00-209-5116	96906	MS35335-37	.WASHER, LOCK.....	EA	4
17	8	PAOZZ	5310-00-268-8946	96906	MS21306-2	.WASHER, FLAT.....	EA	4
17	9	PAOZZ	5305-00-543-2419	96906	MS90728-61	.SCREW, CAP, HEX HD.....	EA	4
17	10	PAOZZ	5310-00-627-6128	96906	MS35335-35	.WASHER, LOCK.....	EA	4
17	11	PAOZZ	5310-00-865-6073	96906	MS21306-1	.WASHER, FLAT.....	EA	4
17	12	PAOZZ	5310-00-761-3706	96906	MS51967-15	.NUT, PLAIN, HEXAGCN.....	EA	4
17	13	PAOZZ	5310-00-209-5116	96906	MS35335-37	.WASHER, LOCK.....	EA	4
17	14	PAOZZ	5310-00-828-8946	96906	MS21306-2	.WASHER, FLAT.....	EA	8
17	15	XBOZZ		11718	M600068	.SHIM.....	EA	4
17	16	PAOZZ	5365-00-446-3269	76005	J-6642-7	.BUSHING, RUBBER.....	EA	4
17	16A	XBOZZ		11718	M600060	.SHIM.....	EA	4
17	17	XBOZZ		11718	M600061	.WASHER, SNUBBER.....	EA	4
17	18	PAOZZ	5305-00-071-2072	16004	67167	.SCREW, CAP, HEX HD.....	EA	4
17	19	XBOFF		11718	M100029	.PLATE, MTG.....	EA	1

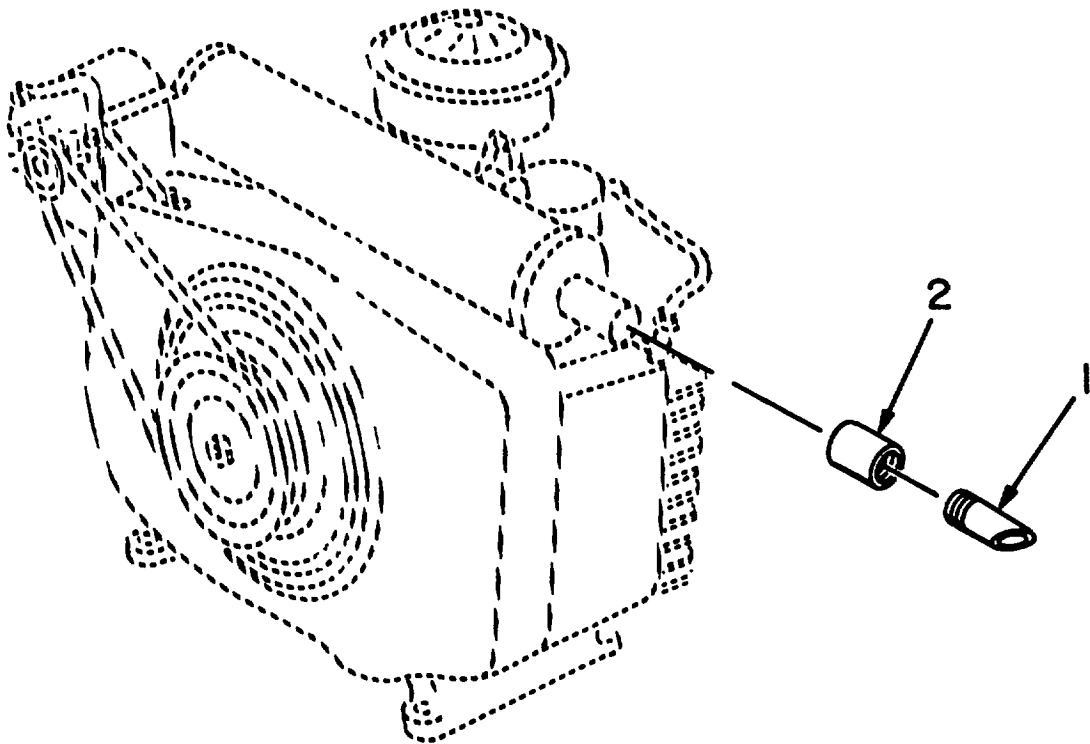


Figure 18. Muffler

SECTION II

TM 5-4110-235-24P

(1) ILLUSTRATION		(2)	(3)	(4)	(5)	(6)	(7)	(8)
(a) FIG NO.	(b) ITEM NO.	SMR CODE	NATIONAL STOCK NUMBER	FSCM	PART NUMBER	DESCRIPTION USABLE ON CODES	U/M	QTY INC IN UNIT
18	1	XBOZZ		11718	M500026	PIPE, EXHAUST.....	EA	1
18	2	XBOZZ		11718	1INNPTX2LG	COUPLING, EXHAUST.....	EA	1

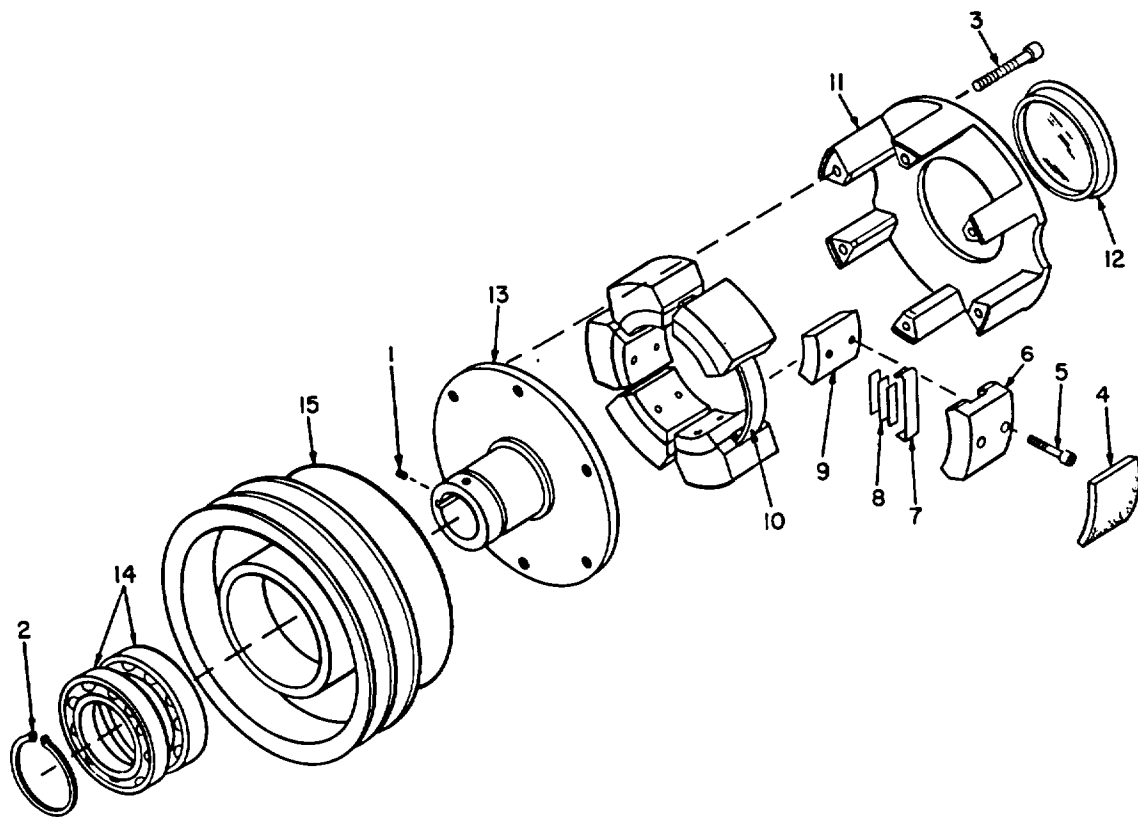


Figure 19. Clutch, Centrifugal

SECTION II

TM 5-4110-235-24P

(1) ILLUSTRATION		(2)	(3)	(4)	(5)	(6)	(7)	(8)
(a) FIG NO.	(b) ITEM NO.	SMR CODE	NATIONAL STOCK NUMBER	FSCM	PART NUMBER	DESCRIPTION USABLE ON CODES	U/M	QTY INC IN UNIT
19		PBOFF		18967	D-55H3-2611	CLUTCH, ENGINE.....	EA	1
19	1	PAFZZ		18967	3-8	.SETSCREW, 3/8 STL .....	EA	2
19	2	PAFZZ		18967	5100-237	.RING, RETAINING.....	EA	1
19	3	PAFZZ		18967	1/4X20X1-1/2	.SCREW,CAP,HX HD .....	EA	6
19	4	PAFZZ		18967	55405	.LINING.....	EA	6
19	5	PAFZZ		18967	10-24NC0X7-8STL	.SCREW, CAP 10-24NCX7 -8STL .....	EA	12
19	6	PAFZZ		18967	55403H	.BLOCK, OUTER.....	EA	6
19	7	PAFZZ		18967	55407	.SPRING, HOOK.....	EA	6
19	8	PAFZZ		18967	55408	.SPRING, FLAT.....	EA	6
19	9	PAFZZ		18967	55404	.BLOCK, INNER.....	EA	6
19	10	XAFZZ		18967	55406	.RING.....	EA	1
19	11	PAFZZ		18967	55400	.BODY, DRIVE.....	EA	1
19	12	PAFZZ		18967	55427	.PLATE.....	EA	1
19	13	PAFZZ		18967	552611A	.FLANGE, MOUNTING .....	EA	1
19	14	PAHZZ		18967	6012-2RS	.BEARING, BALL.....	EA	2
19	15	PAFZZ		18967	552611B	.BODY, DRIVEN.....	EA	1

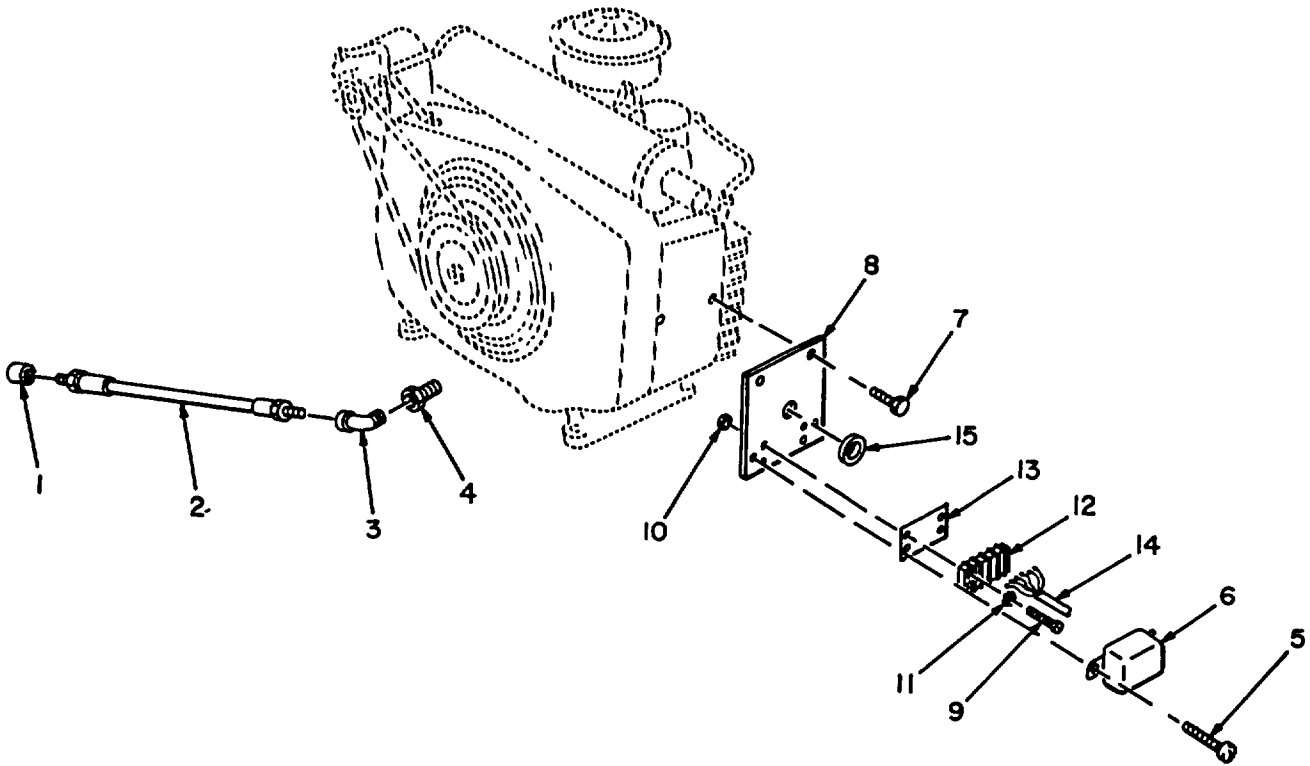


Figure 20. Engine (MGR Parts)



SECTION II

TM 5-4110-235-24P

(1) ILLUSTRATION		(2)	(3)	(4)	(5)	(6)	(7)	(8)
(a) FIG NO.	(b) ITEM NO.	SMR CODE	NATIONAL STOCK NUMBER	FSCM	PART NUMBER	DESCRIPTION USABLE ON CODES	U/M	QTY INC IN UNIT
20	1	PAOZZ		11718	M500030	CAP, THREADED 3/8 FP T.....	EA	1
20	2	PAOZZ		11718	M500023	HOSE.....	EA	1
20	3	PAOZZ		11718	M500029	ELBOW, STREET, 45 DEG.....	EA	1
20	4	PAOZZ		11718	M500028	BUSHING, REDUCER 1/2 MPTX 3/8 FPT.....	EA	1
20	5	PAOZZ	5305-00-984-6193	01301	8-32X1/2	SCREW, SLOTTED, PAN HEAD.....	EA	2
20	6	XAOZZ		11718	M200044	COVER.....	EA	1
20	7	PAOZZ	5305-0068-0505	96906	MS90725-3	SCREW, CAP, HEXAGON HEAD.....	EA	2
20	8	XBOZZ		11718	M200045	PLATE, MTG.....	EA	1
20	9	PAOZZ	5305-00-984-6193	01301	8-32X1/2	SCREW, SLOTTED, PANHD.....	EA	4
20	10	PAOZZ		01301	8-32	NUT, HEX HD.....	EA	4
20	11	PAOZZ	5310-00-596-7693	96906	MS35335-31	WASHER, LOCK.....	EA	4
20	12	XBOZZ		75382	6010-5	TERMINAL BOARD.....	EA	1
20	13	XBOZZ		75382	MS601-5	STRIP, TERMINAL MARKING.....	EA	1
20	14	XBFZZ		11718	M400028	WIRING HARNESS.....	EA	1
20	15	PAOZZ		76365	Z-2194	GROMMET.....	EA	1

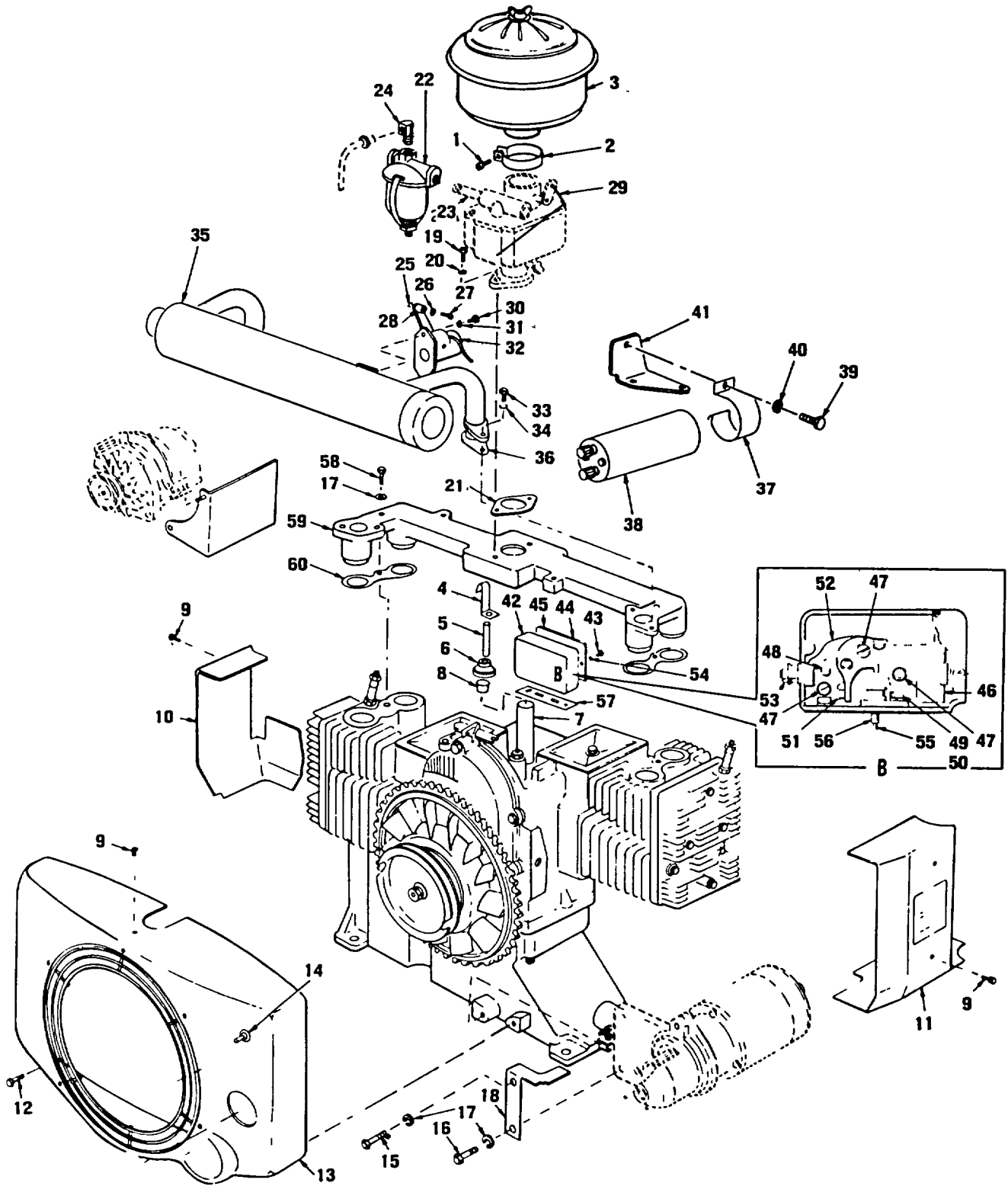


Figure 21. Engine

## SECTION II

TM 5-4110-235-24P

(1) ILLUSTRATION		(2)	(3)	(4)	(5)	(6)	(7)	(8)
(a) FIG NO.	(b) ITEM NO.	SMR CODE	NATIONAL STOCK NUMBER	FSCM	PART NUMBER	DESCRIPTION USABLE ON CODES	U/M	QTY INC IN UNIT
21		PAOFH		44940	CCK-MS-3852J	ENGINE.....	EA	1
21	1	XAOZZ		11718	M600100	.SCREW.....	EA	1
21	2	PAOZZ	2910-00-358-4524	44940	503-0019	.CLAMP.....	EA	1
21	3	PBOZZ		44940	140-0283	.CLEANER, AIR.....	EA	1
21	4	XAOZZ		44940	140-0459	.BRACKET.....	EA	1
21	5	PAOZZ	4710-00-009-2143	44940	140-0471	.TUBE, BENT, METALLIC.....	EA	1
21	6	PAOZZ	2805-00-535-3827	44940	123-0073	.BREATHER.....	EA	1
21	7	XBOZZ	2805-00-358-3691	44940	123-0129	.TUBE.....	EA	1
21	8	PAOZZ	4820-00-358-3728	44940	123-0104	.VALVE, BREATHER.....	EA	1
21	9	PAOZZ	5305-01-050-3749	44940	815-0261	.SCREW.....	EA	6
21	10	XBFZZ		44940	134-0589	.HOUSING, CYLINDER, LH.....	EA	1
21	11	XBFZZ	4310-01-092-1392	44940	134-0674	.HOUSING, CYLINDER, RH.....	EA	1
21	12	PAOZZ	5305-01-050-3733	44940	821-0010	.SCREW.....	EA	3
21	13	XBFZZ	4140-01-065-4756	44940	134-3110	.HOUSING, BLOWER.....	EA	1
21	14	PAOZZ	5930-01-065-7505	44940	308-0069	.SWITCH, TOGGLE.....	EA	1
21	15	PAOZZ	5305-00-225-3840	96906	MS90725-7	.SCREW, CAP, HEXAGON, HEAD.....	EA	1
21	16	PAOZZ	5305-00-080-0374	44940	102A455	.SCREW, 3/8-16X1-1/4.....	EA	1
21	17	PAOZZ	5310-01-060-9104	44940	850-00501	.WASHER, LOCK.....	EA	4
21	18	XAFZZ		44940	134-0670	.BAFFLE, AIRFLOW.....	EA	1
21	19	PAOZZ	5305-01-049-3986	44940	800-0009	.SCREW, CAP, HEXAGON HEAD.....	EA	2
21	20	PAOZZ	5310-01-009-6570	44940	850-0040	.WASHER, LOCK 1/4.....	EA	2
21	21	PAOZZ		44940	141-0078	.GASKET.....	EA	1
21	22	PAOZZ	2910-0-905-9792	96906	MS51086-1	.STRAINER, SEDIMENT.....	EA	1
21	23	XBOZZ		44940	5050-0104	.NIPPLE, PIPE.....	EA	1
21	24	PAOZZ	4730-00-277-8273	44940	502-0002	.ELBOW, PIPE TO TUBE.....	EA	1
21	25	PAOZZ	5315-00-842-3044	96906	MS24665-283	.PIN, COTTER.....	EA	1
21	26	PAOZZ		44940	526-0006	.WASHER, FLAT, 15/64ID X 1/20 D X 3/64 THK.....	EA	1
21	27	PAOZZ	5305-01-067-6844	44940	815-0104	.SCREW.....	EA	1
21	28	PAOZZ	5340-01-066-0550	44940	152-0155	.SWIVEL, CHOKE.....	EA	1
21	29	PAOZZ	4010-01-067-1361	44940	153-0361	.LINK, CHOKE.....	EA	1
21	30	PAOZZ	5305-01-068-1061	44940	815-0098	.SCREW.....	EA	2
21	31	XBOZZ		11718	M600123	.WASHER.....	EA	2
21	32	PAOZZ	2910-00-963-0871	44940	153-0223	.CHOKE, SOLENOID.....	EA	1
21	33	PAOZZ	5305-01-050-3813	44940	800-0028	.SCREW, CAP, HEXAGON HEAD.....	EA	4
21	34	PAOZZ	5310-01-063-9847	44940	850-0045	.WASHER, LOCK.....	EA	4
21	35	PAOZZ		44940	155-0613	.MUFFLER.....	EA	1
21	36	PAOZZ	5330-00-023-5042	44940	154-0360	.GASKET.....	EA	2
21	37	XBOZZ		44940	166-0588	.CLAMP, COIL.....	EA	1
21	38	PAOZZ	2920-01-044-0966	44940	166-0535	.COIL, IGNITION.....	EA	1
21	39	PAOZZ	5305-01-014-8817	44940	800-0004	.SCREW.....	EA	2

SECTION II

TM 5-4110-235-24P

(1) ILLUSTRATION		(2)	(3)	(4)	(5)	(6)	(7)	(8)
(a) FIG NO.	(b) ITEM NO.	SMR CODE	NATIONAL STOCK NUMBER	FSCM	PART NUMBER	DESCRIPTION USABLE ON CODES	U/M	QTY INC IN UNIT
21	40	PAOZZ	5310-01-060-7182	44940	856-006	..WASHER, LOCK, 1/4.....	EA	2
21	41	XBOZZ		44940	166-0678	..BRACKET, COIL .....	EA	1
21	42	XBFZZ	5975-00-628-9532	44940	160-0257	..BOX ASSEMBLY, BREAKER . .....	EA	1
21	43	PAOZZ	5305-01-050-3789	44940	812-0077	..SCREW, MACHINE #8-32X3/8L ROUND HD. ....	EA	2
21	44	XBOZZ		44940	160-0930	..COVER, BREAKER BOX .....	EA	1
21	45	KFOZZ		44940	160-0150	..GASKET PART OF KIT P/N 160-0836 .....	EA	1
21	46	KFOZZ		44940	312-0069	..CAPACITOR, 3MFD PART OF KIT P/N 160-0836 . .....	EA	1
21	47	PAOZZ	5305-01-049-5472	44940	518-0049	..SCREW, MACHINE. ....	EA	3
21	48	XBOZZ		44940	160-0075	..PIVOT, BREAKER ARM .....	EA	1
21	49	PAOZZ	5305-01-050-1328	44940	802-0034	..SCREW, CAP, SOCKET HEAD.....	EA	2
21	50	PAOZZ	5310-01-009-6570	44940	850-0040	..WASHER, LOCK 1/4.....	EA	2
21	51	KFOZZ		44940	160-0002	..CONTACT SET, DISTRIBUTOR PART OF KIT PN 160-0836 .....	EA	1
21	52	XBOZZ		44940	160-0428	..STRAP, POINT SET TO TERMINAL.....	EA	1
21	53	XAOZZ		44940	160-0349	..TERMINAL AND BLOCK ASSY .....	EA	1
21	54	PAOZZ	5310-00-624-0442	44940	850-0025	..WASHER LOCK.....	EA	1
21	55	XAFZZ		44940	160-0265	..PLUNGER, BREAKER BOX .....	EA	1
21	56	XAFZZ		44940	160-0264	..GUIDE, PLUNGER.....	EA	1
21	57	PAOZZ	5330-01-050-7129	44940	160-0043	..GASKET .....	EA	1
21	58	PAOZZ		44940	800-54	..SCREW, CAP, HEXAGON HEAD .....	EA	2
21	59	PAOZZ	2805-00-647-0704	44940	154-0356	..MANIFOLD, EXHAUST.....	EA	1
21	60	KFFZZ		44940	154-0013	..GASKET, INTAKE MANIFOLD PART OF KIT P/N168-0095 .....	EA	2
21		PAOZZ	2920-00-533-2769	44940	160-0836	..PARTS KIT, IGNITION .....	KT	1
21	45					GASKET .....	EA	1
21	46					CAPACITOR, 3 MFD.....	EA	1
21	51					CONTACT SET .....	EA	1
21		PAFZZ		44490	168-0095	..KIT, GASKET HEAD.....	KT	1
21	60					GASKET, INTAKE MANIF.....	EA	2
22	58					GASKET .....	EA	2

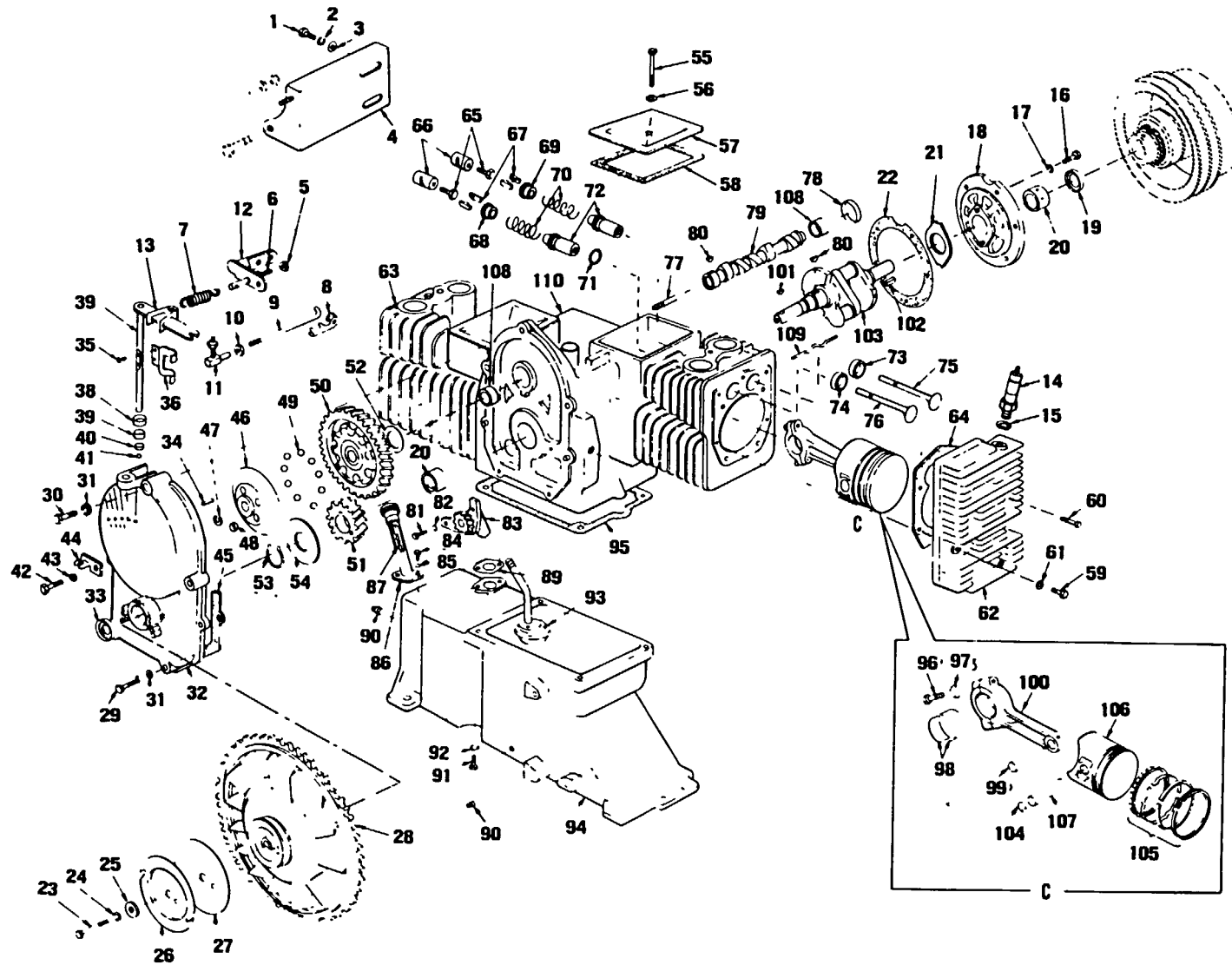


Figure 22. Engine

SECTION II

TM 5-4110-235-24P

(1) ILLUSTRATION		(2)	(3)	(4)	(5)	(6)	(7)	(8)
(a) FIG NO.	(b) ITEM NO.	SMR CODE	NATIONAL STOCK NUMBER	FSCM	PART NUMBER	DESCRIPTION USABLE ON CODES	U/M	QTY INC IN UNIT
22	1	XBOZZ		11718	M600120	.SCREW.....	EA	2
22	2	XBOZZ		11718	M600121	.WASHER, LOCK.....	EA	2
22	3	XBOZZ		11718	M600122	.WASHER, FLAT.....	EA	2
22	4	XBOZZ		44940	191-0537	.BRACKET .....	EA	1
22	5	PAOZZ	5310-01-049-2745	44940	870-0131	.NUT.....	EA	1
22	6	XBOZZ		44940	150-0096	.STUD, SPEED ADJ.....	EA	1
22	7	PAOZZ	5360-01-053-6693	44940	150-0098	.SPRING .....	EA	1
22	8	PAOZZ	5340-01-052-2217	44940	518-0006	.CLIP, SPRING TENSION.....	EA	1
22	9	PAOZZ	2990-00-131-1816	44940	150-0630	.LINKAGE ASSEMBLY .....	EA	1
22	10	PAOZZ	5310-01-049-2957	44940	870-0053	.NUT, PLAIN, HEXAGON.....	EA	1
22	11	PAOZZ	2990-00-627-0506	44940	150-0639	.BALL JOINT.....	EA	1
22	12	XBOZZ	2990-00-536-2853	44940	150-0040	.BRACKET, GOVERNOR SP.....	EA	1
22	13	PAOZZ	2990-00-967-2651	44940	150-0678	.ADJUSTING CLIP.....	EA	1
22	14	PAOZZ		44940	167-0237	.PLUG, SPARK .....	EA	2
22	15	XAOZZ		11718	M600124	.WASHER.....	EA	2
22	16	PAFZZ	5305-01-050-3817	44940	800-0512	.SCREW, CAP, HEXAGON H 6-18X1 SPECIAL.....	EA	5
22	17	PAFZZ	5310-01-063-9847	44940	850-0045	.WASHER, LOCK.....	EA	5
22	18	PAFZZ		44940	101-0316	.PLATE, BEARING.....	EA	1
22	19	PAFZZ	5330-01-044-5376	44940	509-0041	.SEAL, OIL PART OF KIT P/N 168-0103.....	EA	1
22	20	PAFZZ	2805-00-883-0893	44940	101-0316	.BEARING SET, CRANKSHAFT .....	EA	2
22	21	PAFZZ	3120-00-864-0935	44940	509-0041	.WASHER .....	EA	1
22	22	KFFZZ		44940	101-0115	.GASKET PART OF KIT P/N 168-0103 .....	EA	1
22	23	PAOZZ	5305-00-860-5481	44940	800-171	.SCREW, WHEEL MFG 7/1 6-14X4-1/8 L .....	EA	1
22	24	PAOZZ	5310-00-894-9411	44940	850-0055	.WASHER, LOCK SPRING 7/16.....	EA	1
22	25	PAOZZ	2990-00-007-4810	44940	526-0125	.WASHER, FLAT 7/16.....	EA	1
22	26	PAOZZ		44940	192-0308	.PLATE, SHEAVE ROPE .....	EA	1
22	27	XBOZZ	2805-00-778-6048	44940	192-0310	.BACKPLATE, ROPE SHEAVE.....	EA	1
22	28	PAFZZ	5305-01-050-3814	44940	134-0675	.FLYWHEEL, ENGINE .....	EA	1
22	29	PAOZZ	5305-01-050-3815	44940	800-0032	.SCREW, CAP, HEX 5/16 X 18X1-3/4 .....	EA	4
22	30	PAOZZ	5310-01-063-9847	44940	800-0034	.SCREW, CAP, HEX 5/8-1 6X2-1/4 .....	EA	1
22	31	PAOZZ	2805-00-647-0702	44940	850-0045	.WASHER, LOCK.....	EA	5
22	32	XBFZZ		44940	103-0207	.GEAR COVER ASSY .....	EA	1
22	33	KFFZZ	5315-01-051-2626	44940	509-0040	.SEAL, OIL PART OF KIT P/N 168-0103.....	EA	1
22	34	PAOZZ	5305-01-050-3791	44940	516-0130	.PIN, SPRING.....	EA	1
22	35	PAOZZ		44940	815-0045	.SCREW, MACHINE .....	EA	1
22	36	PAOZZ		44940	150-1187	.YOKE, GOVERNOR.....	EA	1
22	37	XBFZZ		44940	150-1542	.SHAFT AND ARM ASSY .....	EA	1
22	38	KFFZZ		44940	509-0008	.SEAL, OIL PART OF KIT P/N 168-0103.....	EA	1
22	39	PAFZZ	3110-01-042-2612	44940	510-0013	.BEARING, GOVERNOR SHAFT UPPER.....	EA	1
22	40	PAFZZ	3110-01-042-2612	44940	510-0013	.BEARING, GOVERNOR SHAFT LOWER.....	EA	1

## SECTION II

TM 5-4110-235-24P

(1) ILLUSTRATION		(2)	(3)	(4)	(5)	(6)	(7)	(8)
(a) FIG NO.	(b) ITEM NO.	SMR CODE	NATIONAL STOCK NUMBER	FSCM	PART NUMBER	DESCRIPTION USABLE ON CODES	U/M	QTY INC IN UNIT
22	41	PAFZZ	3110-01-042-2613	44940	510-0014	.BEARING.....	EA	1
22	42	PAOZZ	5305-01-050-3791	44940	815-0046	.SCREW, MACHINE.....	EA	1
22	43	PAOZZ	5310-01-063-5847	44940	850-0045	.WASHER, LOCK.....	EA	1
22	44	XBOZZ		11718	M600134	.CLIP.....	EA	1
22	45	KFFZZ		11718	130-0011	.GASKET, GEAR COVER PART OF KIT P/N 168-0103....	EA	1
22	46	PAFZZ		44940	150-1695	.CUP, GOVERNOR.....	EA	1
22	47	PAFZZ	5365-00-598-6312	44940	150-0078	.RING, RETAINING.....	EA	1
22	48	XAFZZ		11718	M600136	.RING, RETAINING.....	EA	1
22	49	PAFZZ	3110-01-065-6128	44940	510-0015	.BALL.....	EA	10
22	50	PAFZZ	3020-01-046-1134	44940	105-0332	.GEAR TIMING.....	EA	1
22	51	PAFZZ	3020-01-045-3965	44940	104-0032	.GEAR, HELICAL.....	EA	1
22	52	PAFZZ		44940	105-0004	.WASHER, THRUST.....	EA	1
22	53	PAFZZ	5365-01-051-7954	44940	518-0014	.RING, RETAINING.....	EA	1
22	54	PAFZZ	3120-00-695-7236	44940	104-0043	.WASHER.....	EA	1
22	55	PAOZZ	5305-01-050-3816	44940	800-0012	.SCREW, CAP HEX HEAD 1/4-20X2-1/4 L.....	EA	2
22	56	PAOZZ	5310-00-696-5666	44940	526-0063	.WASHER, FLAT.....	EA	2
22	57	XBOZZ		44940	110-0666	.COVER, VALVE.....	EA	2
22	58	PAOZZ	5330-01-050-6134	44940	110-0667	.GASKET ALSO PART OF KIT P/N 168-0095.....	EA	2
22	59	PAOZZ	5305-01-062-1018	44940	110-0879	.SCREW CAP, HEXAGON HEAD.....	EA	8
22	60	PAOZZ	5306-00-208-7376	44940	114-0022	.BOLT, MACHINE.....	EA	10
22	61	PAOZZ	5310-00-696-5678	44940	526-0122	.WASHER, FLAT.....	EA	18
22	62	PBFZZ	2805-00-647-0701	44940	110-0890	.CYLINDER HEAD.....	EA	1
22	63	PBFZZ	2805-00-646-9868	44940	110-0891	.HEAD, CYLINDER, LEFT.....	EA	1
22	64	KFFZZ		44940	110-0892	.GASKET.....	EA	2
22	65	XAFZZ		11718	M600139	.SCREW, VALVE ADJ.....	EA	4
22	66	PAFZZ	2805-00-492-9785	44940	115-0006	.TAPPET.....	EA	4
22	67	PAFZZ	2805-00-647-0710	44940	110-0639	.LOCK, VALVE SPRING RETAINER.....	EA	2
22	68	PAFZZ	5310-01-054-7306	44940	110-0893	.WASHER, SPRING TENS.....	EA	2
22	69	PAFZZ	2805-00-625-3426	44940	110-0904	.ROTOR VE.....	EA	2
22	70	PAFZZ	5360-01-044-2848	44940	110-0539	.SPRING, HELICAL, COMP.....	EA	4
22	71	XAFZZ		11718	M600140	.O-RING.....	EA	1
22	72	PAHZZ	2805-00-625-2437	44940	110-0902	.GUIDE, VALVE STEM.....	EA	4
22	73	PAHZZ	2805-00-625-2439	44940	110-0872	.SEAT, EXHAUST VALVE.....	EA	2
22	74	PAHZZ	2805-00-625-2441	44940	110-1000	.SEAT, INTAKE VALVE.....	EA	2
22	75	PAHZZ	2805-00-628-0585	44940	110-0880	.VALVE, POPPET, ENGINE.....	EA	2
22	76	PAHZZ	2805-00-088-3337	44940	110-0881	.VALVE, POPPET, ENGINE.....	EA	2
22	77	XAFZZ		44940	150-0075	.PIN, GROOVED, HEADLES.....	EA	1
22	78	PAFZZ	5340-01-054-1521	44940	517-0048	.PLUG.....	EA	1
22	79	PBFZZ	2805-00-113-7960	44940	105-0140	.CAMSHAFT.....	EA	1
22	80	PAFZZ	5315-01-050-4949	44940	515-0001	.KEY.....	EA	2

SECTION II

TM 5-4110-235-24P

(1) ILLUSTRATION		(2)	(3)	(4)	(5)	(6)	(7)	(8)
(a) FIG NO.	(b) ITEM NO.	SMR CODE	NATIONAL STOCK NUMBER	FSCM	PART NUMBER	DESCRIPTION USABLE ON CODES	U/M	QTY INC IN UNIT
22	81	PAFZZ	5305-01-009-6945	44940	800-0007	.SCREW.....	EA	2
22	82	PAFZZ	5310-01-009-6570	44940	850-0040	.WASHER, LOCK 1/4.....	EA	2
22	83	PBFZZ	2805-00-646-8982	44940	120-0491	.PUMP ASSEMBLY, OIL .....	EA	1
22	84	PAFZZ	5305-01-014-8817	44940	800-0004	.SCREW.....	EA	2
22	85	PAFZZ	5310-01-009-8570	44940	850-0040	.WASHER, LOCK 1/4.....	EA	2
22	86	PAOZZ		11718	M600153	.TUBE, OIL FILL.....	EA	1
22	87	PAOZZ		11718	M600201	.CAP, OIL FILL TUBE.....	EA	1
22	88	PAOZZ	5330-00-641-7571	44940	123-0191	.GASKET .....	EA	1
22	89	KFFZZ		44940	141-0078	.GASKET, OL FILL TUBE PART OF KIT P/N 168-0103....	EA	1
22	90	PAOZZ	4730-00-833-7983	44940	505-0056	.PLUG, PIPE PT.....	EA	1
22	91	PAFZZ	5305-00-080-0374	44940	102A455	.SCREW, OIL BASE MTG 3/8-16X1-1/4.....	EA	4
22	92	PAFZZ	5310-01-060-910	44940	850-0050	.WASHER, LOCK.....	EA	4
22	93	PAFZZ	2805-01-052-1095	44940	120-0648	.SCREEN, OIL INTAKE.....	EA	1
22	94	XAHZZ		44940	102-0412	.BASE, OIL.....	EA	1
22	95	KFFZZ		44940	102-0158	.GASKET, OIL BASE MTG PART OF KIT P/N 168-0103...	EA	1
22	96	XBFZZ	2805-00-715-7551	44940	114-0059	.BOLT.....	EA	4
22	97	XAFZZ		44940	114-0145	.WASHER .....	EA	4
22	98	PAFZZ	3120-00-288-4811	44940	114-0036	.BEARING .....	EA	2
22	99	XAFZZ		44940	114-0203	.BUSHING, PISTON PIN.....	EA	2
22	100	PAFZZ	2805-00-865-2333	44940	515-0227	.CONNECTING ROD, PIST .....	EA	2
22	101	PAFZZ	5315-01-067-4021	44940	515-0202	.KEY, WHEEL MOUNTING .....	EA	1
22	102	PAOZZ		44940	104-0872	.KEY, STUB SHAFT.....	EA	1
22	103	PBFHH	2805-01-045-3263	44940	12-0003	.CRANKSHAFT, ENGINE .....	EA	1
22	104	XAFZZ		44940	113-0152	.RING, PISTON PIN.....	EA	2
22	105	PAFZZ	2805-00-625-2929	44940	112-0136	.RING SET, PISTON.....	EA	1
22	106	PAFZZ	2805-00-647-0713	44940	112-0069	.PISTON.....	EA	2
22	107	XAFZZ		44940	101-0367	.PIN, PISTON.....	EA	2
22	108	PAFZZ	3110-01-042-2614	44940	120-0368	.BEARING .....	EA	2
22	109	XBFZZ		44940	110-1516	.TUBE, CRANKCASE OIL.....	EA	1
22	110	XAHZZ		44940	168-0103	.BLOCK ASSY .....	EA	1
22		PAFZZ	5330-01-102-6969	44940		.KIT GASKET ENGINE .....	KT	1
22	19			44940		SEAL, OIL .....	EA	1
22	22			44940		GASKET .....	EA	1
22	33			44940		SEAL, OIL .....	EA	1
22	38			44940		SEAL, OIL .....	EA	1
22	45			44940		GASKET, GEAR COVER.....	EA	1
22	89			44940		GASKET.....	EA	1
22	95			44940		GASKET, OIL BASE MTG.....	EA	1



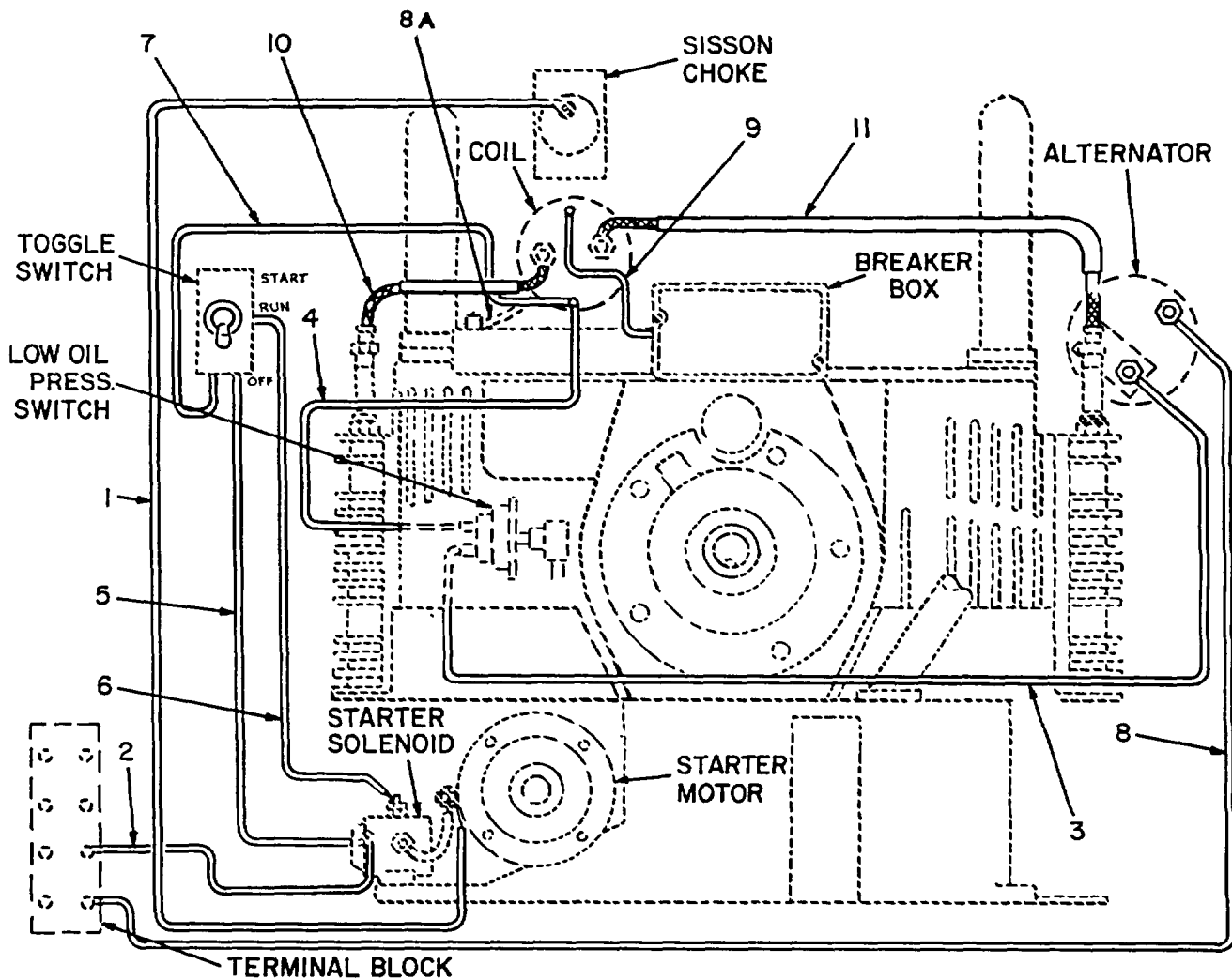


Figure 23. Engine Wiring

SECTION II

TM 5-4110-235-24P

(1) ILLUSTRATION		(2)	(3)	(4)	(5)	(6)	(7)	(8)
(a) FIG NO.	(b) ITEM NO.	SMR CODE	NATIONAL STOCK NUMBER	FSCM	PART NUMBER	DESCRIPTION USABLE ON CODES	U/M	QTY INC IN UNIT
23	1	XBOZZ		11718	M600154	.LEAD., CHOKE TO STARTER.....	EA	1
23	2	XBOZZ		11718	M600155	.LEAD, STARTER SOLENOID TO TERMINAL BLOCK.....	EA	1
23	3	XBOZZ		11718	M600156	.LEAD, ALTERNATOR TO LOW OIL PRESSURE SWITCH	EA	1
23	4	XBOZZ		11718	M600157	.LEAD, COIL TO LOW OIL PRESSURE SWITCH.....	EA	1
23	5	XBOZZ		11718	M600158	.LEAD, CONTROL SWITCH TO STARTER SOLENOID....	EA	1
23	6	XBOZZ		11718	M600159	.LEAD, CONTROL SWITCH TO STARTER SOLENOID....	EA	1
23	7	XBOZZ		11718	M600160	.LEAD, CONTROL SWITCH TO COIL .....	EA	1
23	8	XBOZZ		11718	M600161	.LEAD. ALTERNATOR TO TERMINAL BLOCK .....	EA	1
23	8	XBOZZ		44940	337-0056	.STRAP, GROUND.....	EA	1
23	9	XBOZZ	4130-01-066-1356	44940	336-0965	.LEAD, BREAKER BOX TO COIL .....	EA	1
23	10	PAOZZ		44940	167-1596	.LEAD, HIGH TENSION, LEFT SIDE OF ENGINE TO COIL	EA	1
23	11	PAOZZ		44940	167-1595	.LEAD, HIGH TENSION, RIGHT SIDE OF ENGINE TO COIL	EA	1

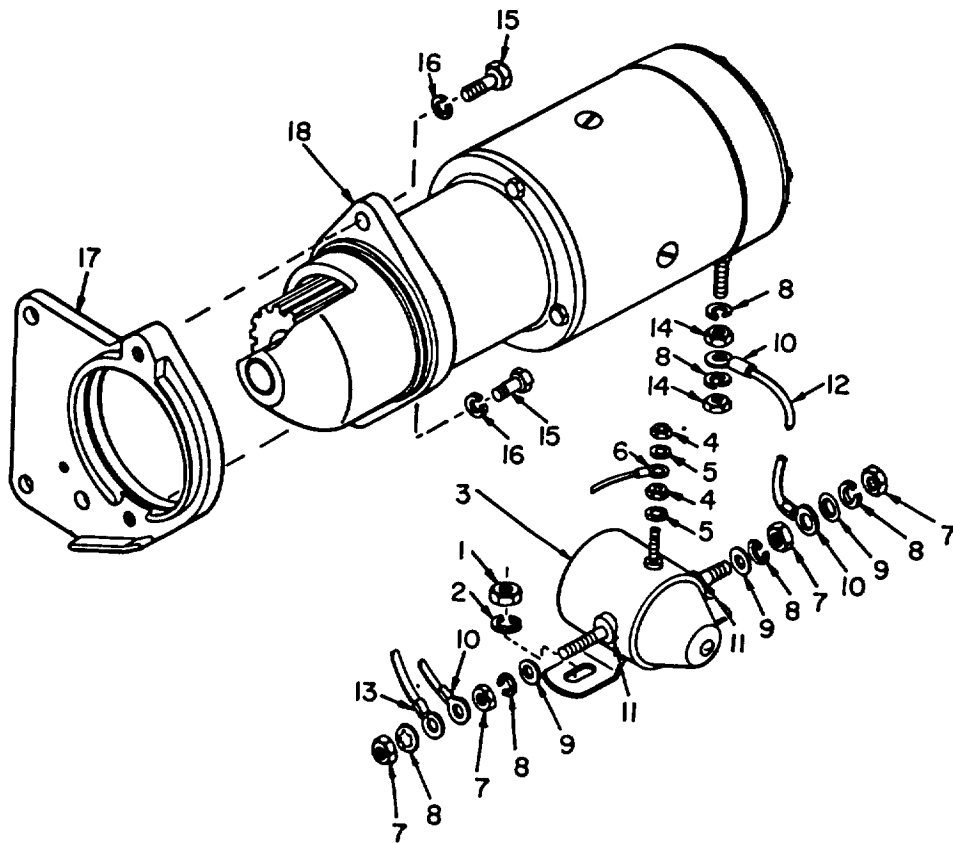


Figure 24. Starter Motor Assembly and Starter Solenoid

## SECTION II

TM 5-4110-235-24P

(1) ILLUSTRATION		(2)	(3)	(4)	(5)	(6)	(7)	(8)
(a) FIG NO.	(b) ITEM NO.	SMR CODE	NATIONAL STOCK NUMBER	FSCM	PART NUMBER	DESCRIPTION USABLE ON CODES	U/M	QTY INC IN UNIT
24	1	PAOZZ		70318	1-4-20	.NUT, PLAIN, HEXAGON.....	EA	2
24	2	PAOZZ	5310-01-009-6570	44940	850-0040	.WASHER, LOCK 1/4.....	EA	2
24	3	PAOZZ	2920-00-507-0149	44940	307-0367	.SOLENOID, ELECTRICAL.....	EA	1
24	4	PAOZZ		01301	8-32	.NUT, HEXAGON 8-32.....	EA	2
24	5	PAOZZ	5310-00-045-3299	96906	MS35338-42	.WASHER, LOCK.....	EA	2
24	6	PAOZZ	5940-00-504-4703	96906	MS25036-104	.TERMINAL, LUG.....	EA	1
24	7	PAOZZ	5310-00-759-8062	64959	BA92678	.NUT, PLAIN, HEXAGON.....	EA	4
24	8	PAOZZ	5310-00-741-9039	44940	851-5	.WASHER, LOCK.....	EA	6
24	9	PAOZZ	5310-00-515-7325	59433	122838	.WASHER, FLAT.....	EA	3
24	10	PAOZZ	5940-00-504-4703	96906	122838	.TERMINAL, LUG.....	EA	3
24	11	XAOZZ		70318	5-16WSHLDR	.GROMMET, MOLDED.....	EA	2
24	12	PAOZZ		44940	136-0102	.CABLE, ELECTRICAL, STARTER TO SOLENOID.....	EA	1
24	13	XBOOO		70315	5-16STDN016WIRE	.TERMINAL, LUG.....	EA	1
24	14	PAOZZ	5310-00-181-6822	70318	5-16-24BRASS	.NUT, HEXAGON.....	EA	2
24	15	PAOZZ		44940	800-0049	.SCREW, HEX HD 3/8X16 X7/8L.....	EA	2
24	16	PAOZZ	5310-01-060-9104	44940	850-0050	.WASHER, LOCK.....	EA	2
24	17	XBOZZ		44940	199-0508	.FLANGE.....	EA	1
24	18	PAOFF	2920-00-132-4683	19728	MBG4134AT	.STARTER, ENGINE, ELEC.....	EA	1

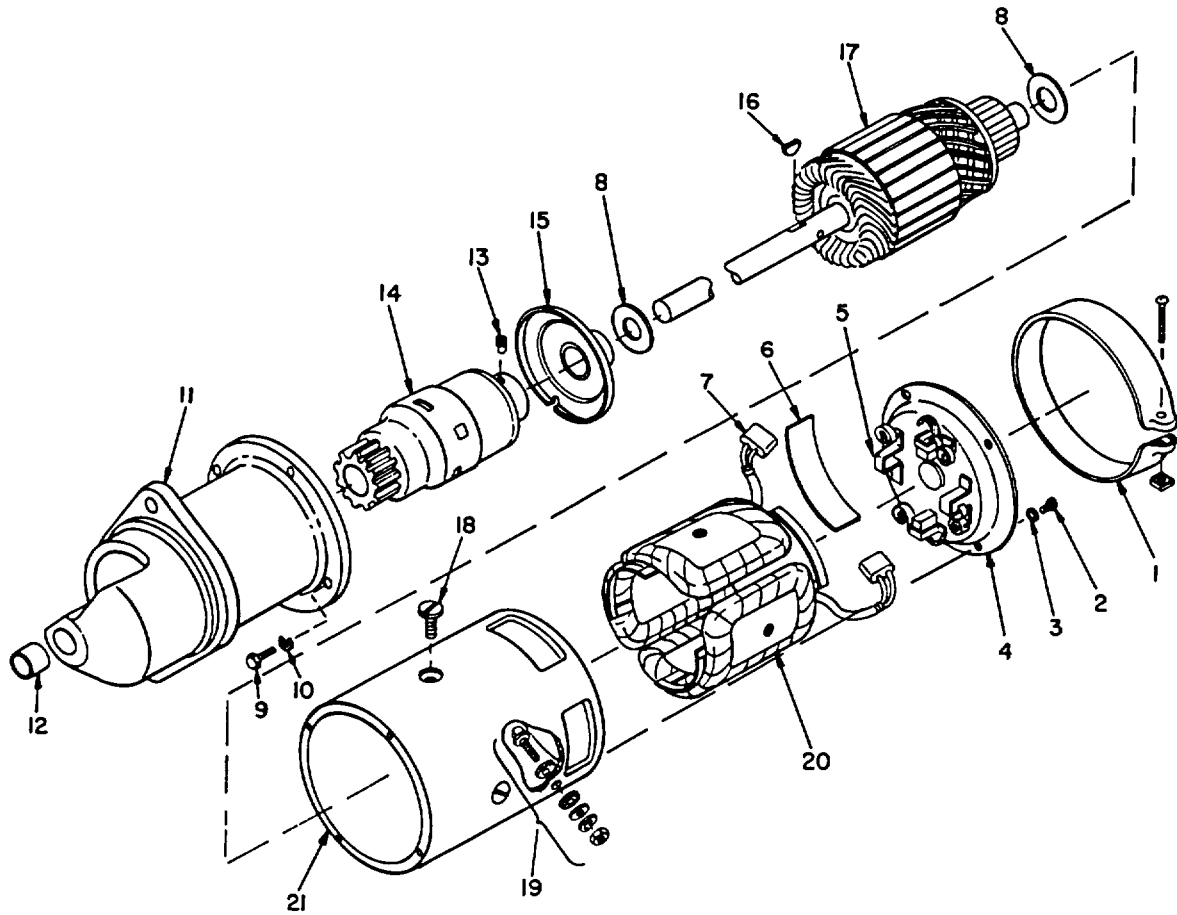


Figure 25. Starter

SECTION II

TM 5-4110-235-24P

(1) ILLUSTRATION		(2)	(3)	(4)	(5)	(6)	(7)	(8)
(a) FIG NO.	(b) ITEM NO.	SMR CODE	NATIONAL STOCK NUMBER	FSCM	PART NUMBER	DESCRIPTION USABLE ON CODES	U/M	QTY INC IN UNIT
25	1	XBOZZ		19728	MZ240	..COVER, BAND.....	EA	1
25	2	XBOZZ		11718	M600110	..SCREW.....	EA	4
25	3	XBOZZ		11718	M600111	..WASHER, LOCK.....	EA	4
25	4	PAFZZ	2920-01-078-0630	19728	MZ2002T	..END BELL, ELECTRICAL.....	EA	1
25	5	PAFZZ	5360-00-659-6916	19728	MZ190S	..SPRING, SPIRAL.....	ST	4
25	6	XBFZZ		11718	M600112	..STRAP.....	EA	1
25	7	PAFZZ	5977-00-775-6506	19728	MBG2012BS	..BRUSH SET, ELECTRICA .....	ST	1
25	8	XBFZZ	3120-00-007-3215	19728	90-263	..WASHER ARMATURE.....	EA	2
25	9	XBFZZ		11718	M600113	..SCREW.....	EA	4
25	10	XBFZZ		11718	M600114	..WASHER, LOCK.....	EA	4
25	11	XBFZZ		19728	PS1428A	..HOUSING, PINION.....	EA	1
25	12	PAFZZ	3120-00-362-1369	19728	MG77A	..BEARING, SLEEVE.....	EA	1
25	13	XBFZZ		11718	M600115	..SETSCREW .....	EA	1
25	14	PAFZZ	2920-00-620-6113	19728	EBB40A	..DRIVE, ENGINE, ELECTR.....	EA	1
25	15	PAFZZ	3130-00-353-7321	19728	MAW2129B	..BEARING UNIT, PLAIN.....	EA	1
25	16	XBFZZ		11718	M600116	..KEY .....	EA	1
25	17	PBFZZ	2920-00-131-5948	19728	MZ20237	..ARMATURE, MOTOR.....	EA	1
25	18	XBFZZ		11718	M600117	..SCREW, FLATHEAD.....	EA	4
25	19	PAFZZ	5940-01-076-7542	44940	191-1022	..TERMINAL STUD.....	ST	1
25	20	XAFZZ		11718	M600118	..COIL, STARTER.....	EA	1
25	21	XAFZZ		11718	M600119	..FRAME.....	EA	1

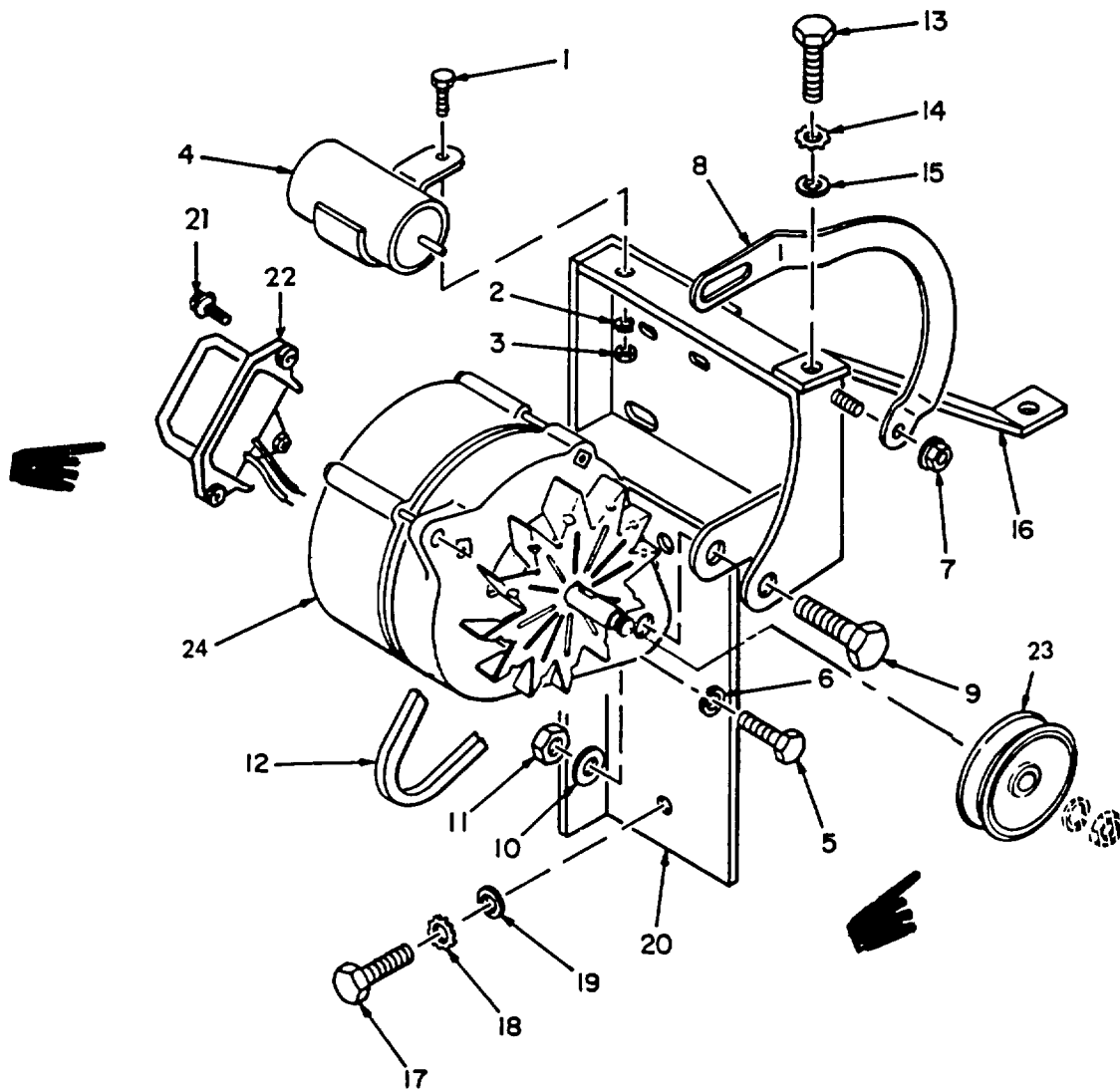


Figure 26. Alternator Assembly and Brackets

SECTION II

TM 5-4110-235-24P

(1) ILLUSTRATION		(2)	(3)	(4)	(5)	(6)	(7)	(8)
(a) FIG NO.	(b) ITEM NO.	SMR CODE	NATIONAL STOCK NUMBER	FSCM	PART NUMBER	DESCRIPTION USABLE ON CODES	U/M	QTY INC IN UNIT
26	1	PAOZZ	5305-00-068-0500	96906	MS90725-3	.SCREW, HEX HD .....	EA	1
26	2	PAOZZ	5310-01-099-6570	44940	850-0040	.WASHER, LOCK 1/4.....	EA	1
26	3	PAOZZ		01301	1/4-20	.NUT, PLAIN, HEXAGON.....	EA	
26	4	PAOZZ	5910-00-160-4802	81349	CA33KFB504	.CAPACITOR, FIXED, PAP .....	EA	1
26	5	PAOZZ	5306-00-225-8497	96906	MS90725-32	.BOLT, MACHINE.....	EA	1
26	6	PAOZZ	5310-00-436-1975	70318	5-16SPLT	.WASHER, LOCK.....	EA	1
26	7	XBOZZ		70318	5-168NUT	.NUT, FLANGE, HEX HD .....	EA	1
26	8	XBOZZ		44940	191-0535	.BRACKET, ADJUSTING.....	EA	1
26	9	PAOZZ	5305-00-782-9495	96906	MS90725-15	.SCREW, CAP, HEXAGON HEAD .....	EA	1
26	10	PAOZZ	5310-00-582-6520	19728	12X864	.WASHER, LOCK 1/2.....	EA	1
26	11	PAOZZ	5310-00-761-3706	96906	MS51967-15	.NUT, PLAIN, HEXAGON.....	EA	1
26	12	PAOZZ	3030-00-528-4234	96906	MS39241-32	.BELT, V VE.....	EA	1
26	13	PAOZZ	5305-00-068-0500	96906	MS90725-3	.SCREW, CAP, HEXAGON HEAD .....	EA	1
26	14	PAOZZ	5310-00-209-0786	96906	MS35335-33	.WASHER, LOCK.....	EA	1
26	15	PAOZZ	5310-00-045-3299	01301	1/45338-42	.WASHER, LOCK.....	EA	
26	16	XBOZZ		11718	M2000C83	.ALTERNATOR PLATE .....	EA	1
26	17	PAOZZ	5305-00-068-0502	96906	MS90725-6	.SCREW, CAP, HEXAGON HEAD.....	EA	1
26	18	PAOZZ	5310-00-209-0786	96906	MS35335-33	.WASHER, LOCK. ....	EA	2
26	19	PAOZZ	5310-00-045-3299	96906	MS35338-42	.WASHER, LOCK.....	EA	2
26	20	XBOZZ		11718	M20C82	.ALTERNATOR PLATE.....	EA	1
26	21	PAOZZ	5305-00-026-2597	31211	120-99	..SCREW, TAPPING THREA .....	EA	2
26	22	PAOZZ	2920-00-433-0813	31211	15-151	.REGULATOR, AIRCOMP.....	EA	1
26	23	PAOZZ	3020-00-132-0550	31211	17-1	..PULLEY, GROOVE.....	EA	1
26	24	AOZZ	2920-01-230-0137	44940	191-0543	.GENERATOR, ENGINE AC.....	EA	1



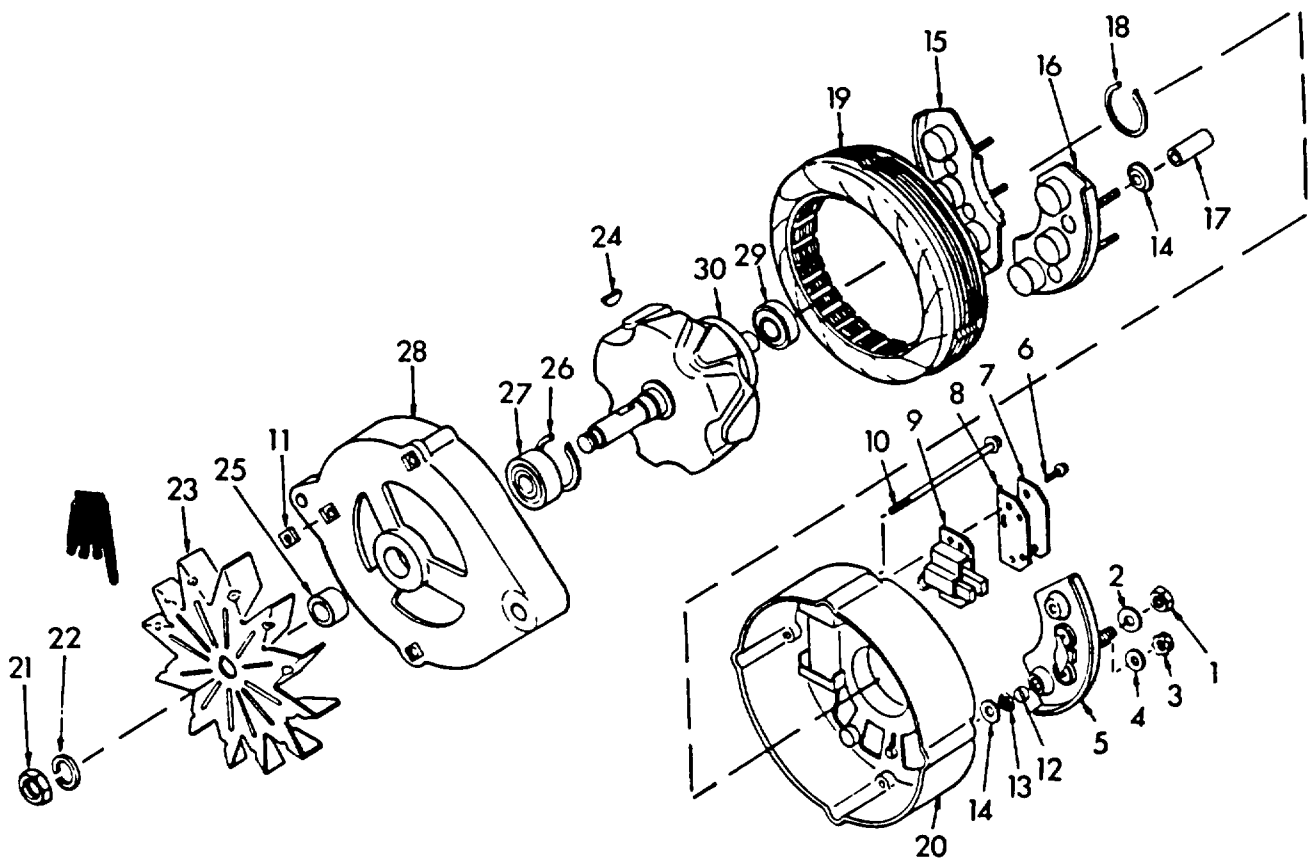
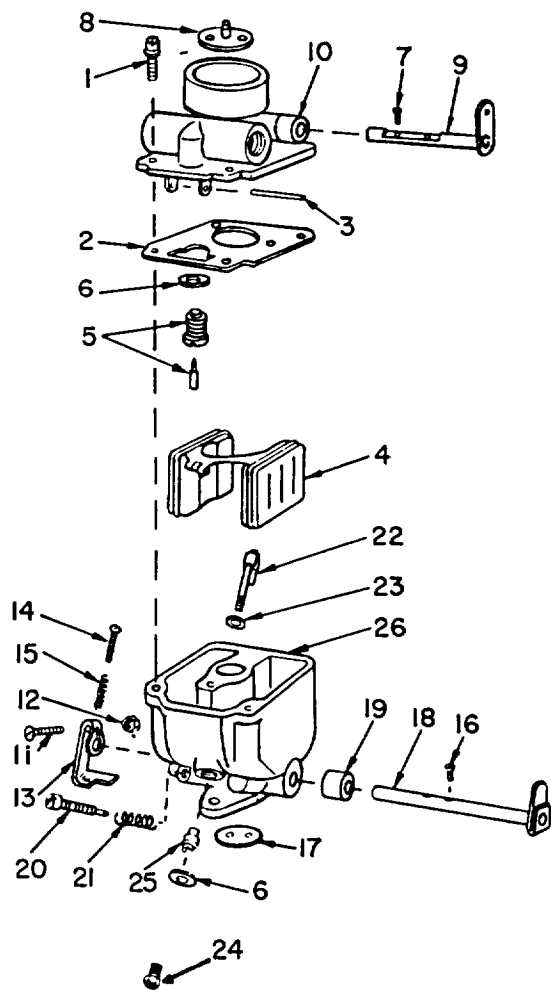


Figure 27. Alternator

SECTION II

TM 5-4110-235-24P

(1) ILLUSTRATION		(2)	(3)	(4)	(5)	(6)	(7)	(8)
(a) FIG NO.	(b) ITEM NO.	SMR CODE	NATIONAL STOCK NUMBER	FSCM	PART NUMBER	DESCRIPTION USABLE ON CODES	U/M	QTY INC IN UNIT
27	1	PAOZZ	5310-00-132-1527	31211	20-33	..NUT, LOCK .....	EA	2
27	2	PAFZZ	5970-00-144-7307	31211	15-4	..INSULATOR, WASHER.....	EA	
27	3	PAOZZ	5310-01-079-7061	31211	20-146	..NUT, HEXAGON .....	EA	2
27	4	PAOZZ	5310-00-216-8392	94990	45119331	..WASHER, LOCK .....	EA	2
27	5	XBFZZ		31211	1-30	..DIODE, INSULATION.....	EA	1
27	6	PAOZZ	5305-00-132-7816	31211	20-32	..SCREW, TAPPING .....	EA	2
27	7	XBFZZ	2920-01-092-5915	31211	3-6	..COVER, BRUSH HOLDER.....	EA	1
27	8	XBFZZ	2920-01-092-9211	31211	3-13	..DUST SHIELD, BRUSH.....	EA	1
27	9	PAFZZ	5977-01-063-5198	94990	3-1	..HOLDER ASSEMBLY, ELE.....	EA	1
27	10	PAFZZ	5306-00-132-1512	31211	20-1	..BOLT, MACHINE .....	EA	4
27	11	XBFZZ		31211	20-3	..NUT, SQUARE.....	EA	4
27	12	PAFZZ	5970-01-045-1587	18915	AR492-11	..INSULATOR, BUSHING.....	EA	1
27	13	PAFZZ	5310-00-020-4737	31211	20-34	..NUT, PLAIN, HEXAGON.....	EA	2
27	14	PAFZZ	5970-00-148-6300	31211	15-3	..INSULATOR, WASHER.....	EA	4
27	15	PAFZZ	5961-00-400-6166	31211	1-2	..SEMICONDUCTOR DEVIC.....	EA	1
27	16	PAFZZ	5961-00-849-1562	21211	1-1	..SEMICONDUCTOR DEVIC.....	EA	1
27	17	PAFZZ	5340-00-110-5679	31211	15-1	..SPACER, SPECIAL.....	EA	2
27	18	PAFZZ	5330-01-100-2073	31211	11-25	..RETAINER REAR.....	EA	1
27	19	XAFZZ		31211	13-22	..STATOR ASSEMBLIES .....	EA	1
27	20	XAFZZ		31211	14-56	..HOUSING, REAR .....	EA	1
27	21	PAOZZ	5310-00-343-1451	31211	20-136	..NUT, PLAIN, HEXAGON.....	EA	1
27	22	PAOZZ	5310-00-436-1575	31211	20-5	..WASHER, LOCK.....	EA	1
27	23	PAOZZ	2920-00-135-6398	31211	7-8	..IMPELLER, FAN, CENTRI.....	EA	1
27	24	PAOZZ	5315-00-133-3625	31211	20-7	..KEY, WOODRUFF .....	EA	1
27	25	XBOZZ	5365-01-012-3600	31211	20-92	..SPACER .....	EA	1
27	26	PAFZZ	5365-00-133-0904	31211	11-3	..RING, RETAINING .....	EA	1
27	27	PAFZZ	3110-00-436-7329	31211	11-21	..BEARING, BALL, ANNULA.....	EA	1
27	28	XAFZZ		31211	14-1	..HOUSING, FRONT .....	EA	1
27	29	PAFZZ	3110-00-108-9168	31211	11-23	..BEARING, BALL, ANNULA.....	EA	1
27	30	XAFZZ		31211	12-1	..ROTOR, GENERATOR.....	EA	1



TS011394

Figure 28. Carburetor

SECTION II

TM 5-4110-235-24P

(1) ILLUSTRATION		(2)	(3)	(4)	(5)	(6)	(7)	(8)
(a) FIG NO.	(b) ITEM NO.	SMR CODE	NATIONAL STOCK NUMBER	FSCM	PART NUMBER	DESCRIPTION USABLE ON CODES	U/M	QTY INC IN UNIT
28		PAOFF	2910-00-113-7961	44940	142-0426	..CARBURETOR, FLOAT .....	EA	1
28	1	PAOZZ		44940	815-0103	..SCREW, FILLISTER HD 10-24X1/2 .....	EA	2
28	2	KFFZZ		44940	143-0031	..GASKET, COVER PART OF KIT P/N 142-0033 .....	EA	1
28	3	KFFZZ		44940	142-0039	..SHAFT, FLOAT ASSEMBL PART OF KIT P/N 142-0428.	EA	1
28	4	PAFZZ	2910-00-354-3139	44940	142-0361	..FLOAT, CARBURETOR .....	EA	1
28	5	KFFZZ		44940	42-0049	..VALVE & SEAT PART OF KIT P/N 142-0428 .....	EA	1
28	6	KFFZZ		44940	148-0017	..GASKET PART OF KIT P/N 142-0033 .....	EA	2
28	7	KFFZZ		44940	815-0091	..SCREW PART OF KIT P/N 142-0428.....	EA	1
28	8	PAFZZ	2910-00-358-5618	44940	142-0055	..DISK, VALVE.....	EA	1
28	9	PAFZZ	5340-01-066-0549	44940	142-0217	..SHAFT, CHOKE .....	EA	1
28	10	XAFZZ		44940	142-0205	..SLEEVE CHOKE COVER.....	EA	1
28	11	PAFZZ		44940	813-0103	..SCREW, THROTTLE STOP 10-32X3/4 ROUND HD .....	EA	1
28	12	PAFZZ	5310-01-049-3957	44940	870-0053	..NUT, PLAIN, HEXAGON .....	EA	1
28	13	XBFZZ		44940	145-0008	..LEVER, IDLE STOP.....	EA	1
28	14	XBFZZ		44940	812-0063	..SCREW, THROTTLE ADJ .....	EA	1
28	15	PAFZZ	5360-00-522-5332	44940	142-35	..SPRING .....	EA	1
28	16	KFFZZ		44940	815-0072	..SCREW PART OF KIT P/N142-0428 .....	EA	2
28	17	XBFZZ		44940	142-0369	..FLY, THROTTLE.....	EA	1
28	18	KFFZZ		44940	142-0368	..SHAFT, THROTTLE PART OF KIT P/N 142-0428 .....	EA	1
28	19	KFFZZ		44940	142-0343	..BUSHING PART OF KIT P/N142-0428.....	EA	2
28	20	KFFZZ		44940	142-0040	..NEEDLE, IDLE ADJ PART OF KIT P/N142-0428 .....	EA	1
28	21	PAFZZ	5360-01-050-6109	44940	142-0282	..SPRING, NEEDLE .....	EA	1
28	22	PAFZZ	2910-00-358-5021	44940	142-0285	..NOZZLE, FUEL INJECTI.....	EA	1
28	23	KFFZZ		44940	142-0032	..GASKET, NOZZLE PART OF KIT P/N 142-0033 .....	EA	1
						..PART OF KIT P/N 142-0428,142-0033 .....		
28	24	PAFZZ	2910-00-792-0962	44940	142-0042	..NEEDLE ASSEMBLY .....	EA	1
28	25	KFFZZ		44940	142-0393	..NOZZLE, JET PART OF KIT PIN 142-0428 .....	EA	1
28	26	XAFZZ		11718	M600179	..BODY .....	EA	1
28		PAFZZ	2910-00-906-1562	44940	142-0428	PARTS KIT, CARBURETOR .....	KT	1
28	3					SHAFT, FLOAT ASSEMBL	EA	1
28	5					VALVE & SEAT	EA	1
28	7					SCREW	EA	1
28	16					SCREW	EA	2
28	18					SHAFT, THROTTLE	EA	1
28	19					BUSHING	EA	2
28	20					NEEDLE, IDLE ADJ	EA	1
28	23					GASKET, NOZZLE	EA	1
28	25					NOZZLE, JET	EA	1
28		PAFZZ		44940	142-33	KIT, GASKET .....	KT	1
28	2					GASKET, COVER	EA	1
28	6					GASKET	EA	2
28	23					GASKET, NOZZLE	EA	1

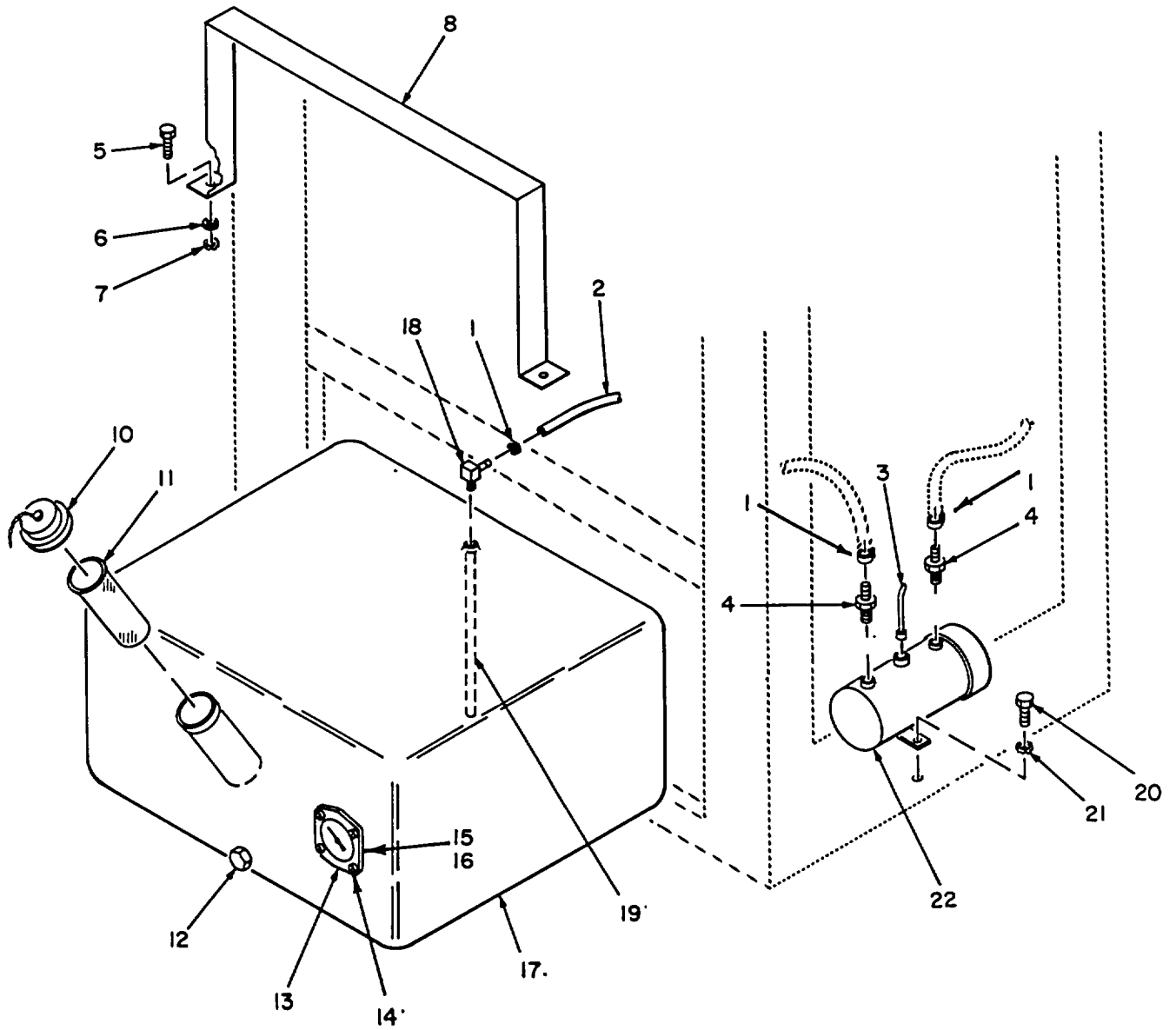


Figure 29. Fuel System

SECTION II

TM 5-4110-235-24P

(1) ILLUSTRATION		(2)	(3)	(4)	(5)	(6)	(7)	(8)
(a) FIG NO.	(b) ITEM NO.	SMR CODE	NATIONAL STOCK NUMBER	FSCM	PART NUMBER	DESCRIPTION USABLE ON CODES	U/M	QTY INC IN UNIT
						GROUP 10 FUEL SYSTEM		
29	1	PAOZZ		30120	6202	CLAMP, HOSE.....	EA	4
29	2	MOOOO		11718	M500058-1	HOSE, RUBBER MFD FROM BULK PIN 19B (22 IN REQUIRED) .....	EA	1
29	3	MOOOO		11718	M500058-2	HOSE, RUBBER MFD FROM BULK P/N 19B (68 IN REQUIRED) .....	EA	1
29	4	PAOZZ	4730-00-200-0531	93061	1068X4X4	FITTING, HOSE.....	EA	2
29	5	PAOZZ	5305-00-068-0502	96906	MS90725-6	SCREW, CAP, HEXAGON HEAD.....	EA	4
29	6	PAOZZ	5310-00-209-0786	96906	MS35335-33	WASHER, LOCK.....	EA	4
29	7	PAOZZ	5310-00-045-3299	96906	MS35338-42	WASHER, LOCK.....	EA	4
29	8	XBOZZ		11718	M200061	STRAP.....	EA	2
29	9	XBOZZ		11718	M100043	FUEL TANK ASSY .....	EA	1
29	10	PAOZZ		11718	M500055	GAS CAP .....	EA	1
29	11	PAOZZ		11718	M200084	SCREEN, FUEL TANK.....	EA	1
29	12	PAOZZ	4730-01-065-8474	26642	F3030815	PLUG, DRAIN.....	EA	1
29	13	PAOZZ		09393	SERIES 6500	FUEL GAGE.....	EA	1
29	14	XAOZZ		11718	M300025-1	SCREW SLOTTED.....	EA	4
29	15	XAOZZ		11718	M300025-2	O-RING.....	EA	1
29	16	XAOZZ		11718	M300025-3	FLANGE.....	EA	1
29	17	XBOFF		11718	M100044	FUEL TANK .....	EA	1
29	18	PAOZZ		79470	1069X4X4	FITTING, HOSE.....	EA	1
29	19	XBFZZ		11718	M500022	TUBE, COPPER.....	EA	1
29	20	PAOZZ	5305-00-068-0500	96906	MS90725-3	SCREW, CAP, HEXAGON HEAD.....	EA	2
29	21	PAOZZ	5310-00-209-0786	96906	MS35335-33	WASHER, LOCK.....	EA	2
29	22	PAOZZ		BBBBB	12VDC	PUMP, FUEL, ELEC.....	EA	1
All data on pages 78 through 81, including figures 30 and 31, deleted.								

SECTION II

TM 5-4110-235-24P

(1) ILLUSTRATION		(2)	(3)	(4)	(5)	(6)	(7)	(8)
(a) FIG NO.	(b) ITEM NO.	SMR CODE	NATIONAL STOCK NUMBER	FSCM	PART NUMBER	DESCRIPTION USABLE ON CODES	U/M	QTY INC IN UNIT
						GROUP 11 ELECTRIC MOTORS		
30		XC		11718	M100058	CONVERSION KIT, ELECTRIC DRIVE.....	EA	1
30	1	XAOZZ		11718	M300039	.BUSHING, TAPERED.....	EA	1
30	2	XAOZZ		11718	M300036	.SHEAVE .....	EA	1
30	3	XAOZZ		11718	M600069	.KEY .....	EA	1
30	4	XAOZZ		01301	3-8-16X1-1-4	.SCREW, CAP, HEX HD .....	EA	4
30	5	XAOZZ		01201	3-8	.WASHER, LOCK.....	EA	4
30	6	XAOZZ		01301	3-8-16X1-1-4	.SCREW, CAP, HEX HD .....	EA	4
30	7	XAOZZ		01301	3-8	.WASHER, LOCK.....	EA	4
30	8	XAOZZ		11718	M100059	.BASE MTG .....	EA	1
30	9	XAOZZ		89946	A200-M1CB	.MAGNETIC STARTER.....	EA	1
30	10	PAOZZ	5305-00-984-6193	01301	8-32X1-2	.SCREW.....	EA	3
30	11	XAOZZ		01301	8-32	.WASHER.....	EA	3
30	12	XAOZZ		01301	5/16-18X1-1/4	.SCREW, CAP.....	EA	3
30	13	PAOZZ	5310-00-514-6674	11718	M600035	.WASHER, LOCK.....	EA	3
30	14	XAOZZ		03510	5K1845L2337B	.MOTOR, ELEC .....	EA	1

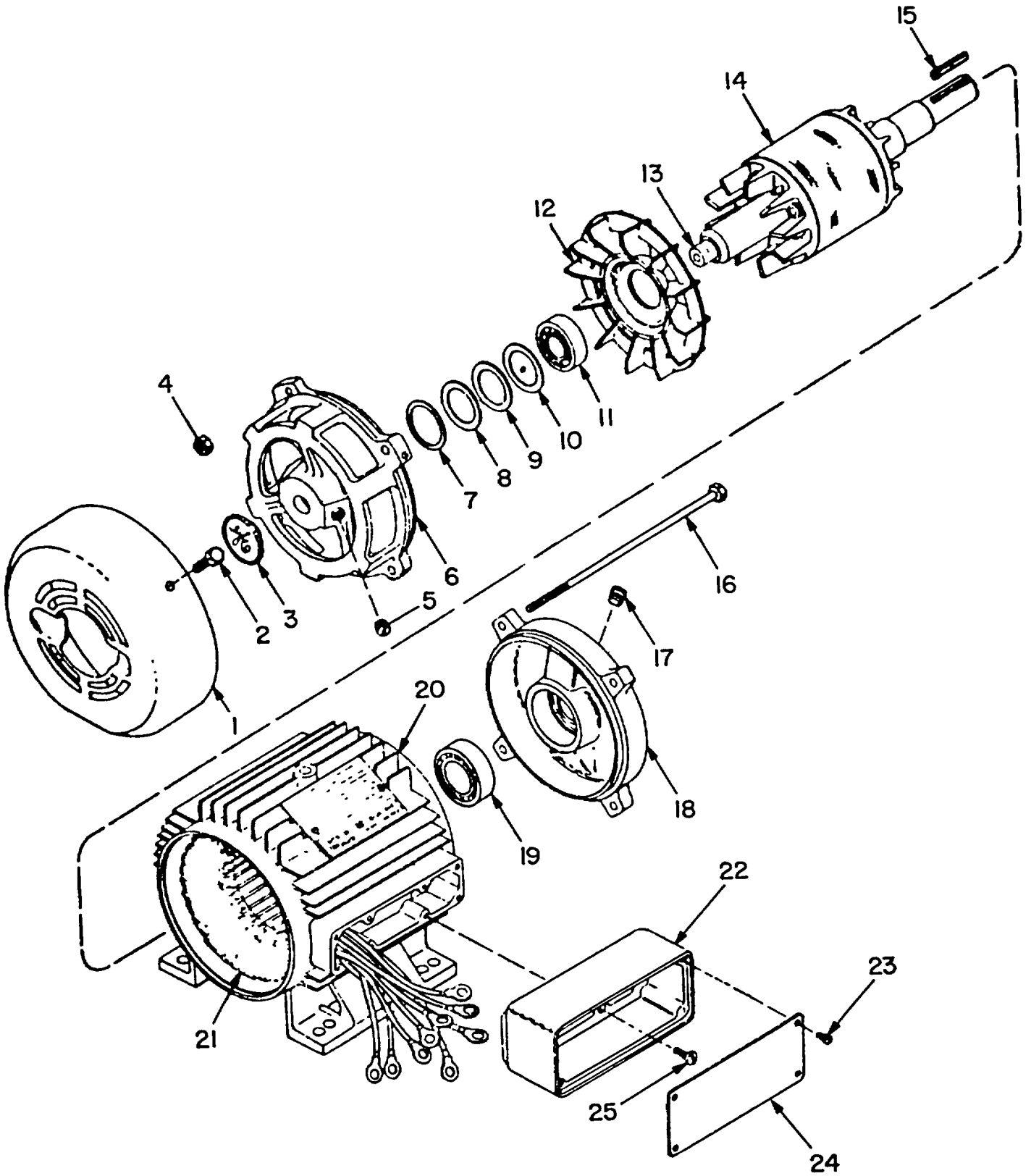


Figure 31. Electric Motor



SECTION II

TM 5-4110-235-24P

(1) ILLUSTRATION		(2)	(3)	(4)	(5)	(6)	(7)	(8)
(a) FIG NO.	(b) ITEM NO.	SMR CODE	NATIONAL STOCK NUMBER	FSCM	PART NUMBER	DESCRIPTION USABLE ON CODES	U/M	QTY INC IN UNIT
						GROUP 12 BULK MATERIAL		
BULK		PAOZZ	4720-00-177-5947	24161	19B	HOSE, NEOPRENE .250 ID.....	FT	
BULK		PAOZZ	9330-01-071-3491	81349	M81914-1-1009	TUBING, NONMETALLIC POLYVINYL .75 OD .63 ID.....	FT	
BULK		PAFZZ	4710-00-203-3174	81348	WWT775-5-8IN	TUBE, METALLIC .623 IN DIA .....	FT	
BULK		PAFZZ	4710-00-277-4528	81348	WWT775-7-8IN	TUBE, METALLIC .....	FT	
BULK		PAFZZ	4710-00-424-2694	81348	WWT799-1-2IN	TUBE, METALLIC .....	FT	
BULK		PAFZZ	4710-00-203-3172	81348	WWT775-3-8IN	TUBE, COPPER .....	FT	

SECTION IV

TM 5-4110-235-24P

NATIONAL STOCK NUMBER AND PART NUMBER INDEX

STOCK NUMBER	FIGURE NO.	ITEM NO.	STOCK NUMBER	FIGURE NO.	ITEM NO.
5930-00-007-0948	5	17	3110-00-108-9168	27	29
3120-00-007-3215	25	8	5340-00-110-5679	27	17
2990-00-007-4810	22	26	2805-00-113-7960	22	79
4710-00-009-2143	21	5	2910-00-113-7961	28	
5310-00-020-4737	27	12	5305-00-115-9984	9	7
5330-00-023-5042	21	36	2990-00-131-1816	22	9
4730-00-027-0773	7	34	2920-00-131-5948	25	17
5310-00-045-3299	1	3	5306-00-132-1512	27	10
5310-00-045-3299	1	6	5310-00-132-1527	27	1
5310-00-045-3299	1	9	2920-00-132-4683	24	18
5310-00-045-3299	1	12	5305-00-132-7816	27	6
5310-00-045-3299	1	31	5365-00-133-0904	27	26
5310-00-045-3299	1	35	5315-00-133-3625	27	24
5310-00-045-3299	1	39	2920-00-135-6398	27	23
5310-00-045-3299	1	44	5970-00-144-7307	27	2
5310-00-045-3299	1	47	5970-00-148-6300	27	14
5310-00-045-3299	1	53	5910-00-160-4802	26	4
5310-00-045-3299	1	60	4730-00-172-0028	6	14
5310-00-045-3299	2	2	4730-00-172-0028	6	45
5310-00-045-3299	3	38	4720-00-177-5947		
5310-00-045-3299	6	18	5310-00-181-6822	BULK	14
5310-00-045-3299	6	22	4730-00-189-2737	24	
5310-00-045-3299	6	30	4730-00-189-2737	11	1
5310-00-045-3299	6	34	4730-00-189-2739	15	1
5310-00-045-3299	7	6	4730-00-189-2739	7	43
5310-00-045-3299	7	28	4730-00-189-2739	7	48
5310-00-045-3299	7	41	4730-00-189-2739	7	73
5310-00-045-3299	7	51	4730-00-189-2739	11	9
5310-00-045-3299	7	64	4710-00-203-3174	BULK	
5310-00-045-3299	9	3	4720-00-203-6527	5	9
5310-00-045-3299	13	3	5306-00-208-7376	22	60
5310-00-045-3299	24	5	5310-00-209-0786	1	27
5310-00-045-3299	26	15	5310-00-209-0786	1	30
5310-00-045-3299	26	19	5310-00-209-0786	1	34
5310-00-045-3299	29	7	5310-00-209-0786	1	38
6140-00-057-2554	2	6	5310-00-209-0786	1	43
4820-00-058-1685	13	5	5310-00-209-0786	1	48
4820-00-058-1685	13	6	5310-00-209-0786	1	61
5305-00-068-0500	1	29	5310-00-209-0786	3	2
5305-00-068-0500	2	1	5310-00-209-0786	6	21
5305-00-068-0500	3	1	5310-00-209-0786	6	25
5305-00-068-0500	3	37	5310-00-209-0786	6	29
5305-00-068-0500	6	24	5310-00-209-0786	6	33
5305-00-068-0500	6	28	5310-00-209-0786	7	2
5305-00-068-0500	6	32	5310-00-209-0786	7	5
5305-00-068-0500	7	4	5310-00-209-0786	7	31
5305-00-068-0500	7	26	5310-00-209-0786	7	40
5305-00-068-0500	7	57	5310-00-209-0786	7	59
5305-00-068-0500	7	62	5310-00-209-0786	7	63
5305-00-068-0500	9	1	5310-00-209-0786	8	2
5305-00-068-0500	11	6	5310-00-209-0786	8	5
5305-00-068-0500	20	7	5310-00-209-0786	9	2
5305-00-068-0500	26	1	5310-00-209-0786	11	4
5305-00-068-0500	26	13	5310-00-209-0786	11	7
5305-00-068-0500	29	20	5310-00-209-0786	13	2
5305-00-068-0502	1	2	5310-00-209-0786	26	14
5305-00-068-0502	1	5	5310-00-209-0786	26	18
5305-00-068-0502	1	8	5310-00-209-0786	29	6
5305-00-068-0502	1	11	5310-00-209-0786	29	21
5305-00-068-0502	1	26	5310-00-209-0788	3	27
5305-00-068-0502	1	33	5310-00-209-5116	6	2
5305-00-068-0502	1	37	5310-00-209-5116	6	6
5305-00-068-0502	1	42	5310-00-209-5116	7	7
5305-00-068-0502	1	46	5310-00-209-5116	17	13
5305-00-068-0502	1	59	5310-00-216-8392	27	4
5305-00-068-0502	6	20	5305-00-225-3840	21	15
5305-00-068-0502	7	39	5306-00-225-8497	26	5
5305-00-068-0502	8	1	5305-00-225-9081	6	41
5305-00-068-0502	26	17	5305-00-225-9081	6	47
5305-00-068-0502	29	5	4130-00-226-1578	7	66
5305-00-071-2070	17	6	4730-00-254-6211	15	4
5305-00-071-2072	17	18	4730-00-254-6447	7	24
5305-00-080-0374	21	16	4730-00-254-6447	7	33
5305-00-080-0374	22	91	4730-00-254-6447	11	12
2805-00-088-3337	22	76	4730-00-254-6449	11	18
6645-00-089-8842	3	13	4730-00-254-6450	7	17
4730-00-103-1863	7	13	4730-00-254-6450	7	53
4130-00-107-1142	13	8	4730-00-254-6450	10	4
4730-00-260-8284	15	2	4730-00-257-2098	15	3

## NATIONAL STOCK NUMBER AND PART NUMBER INDEX

FSCM	PART NUMBER	FIGURE NO.	ITEM NO.	FSCM	PART NUMBER	FIGURE NO.	ITEM NO.
4370-00-263-2733		5	18		5330-00-752-8614		
4730-00-263-6460		7	46		4820-00-752-8711	16	7
4370-00-263-6460		7	74		3040-00-753-9218	6	11
4370-00-263-6472		7	12		5310-00-759-8062	24	7
4370-00-277-8273		21	24		5310-00-761-3706	6	1
5920-00-284-6795		3	6		5310-00-761-3606	6	5
3120-00-288-4811		22	98		5310-00-761-3606	17	12
5310-00-343-1451		27	23		5310-00-761-3806	26	11
3130-00-353-7321		25	15		5977-00-775-6506	25	7
2910-00-354-3139		28	4		2805-00-778-6048	22	28
2805-00-358-3691		21	7		5305-00-782-9495	26	9
4820-00-358-3728		21	8		2910-00-792-0962	28	24
2910-00-358-4524		21	2		4720-00-812-8890	7	21
2910-00-358-5021		28	22		4820-00-813-4136	7	11
2910-00-358-5618		28	8		5310-00-828-8946	6	3
3120-00-362-1369		25	12		5310-00-828-8946	6	7
5961-00-400-6166		27	15		5310-00-828-8946	17	8
2920-00-433-0813		26	22		5310-00-828-8946	17	14
5310-00-436-1975		26	6		5305-00-830-5481	22	23
5310-00-436-1975		27	22		4730-00-833-7983	22	90
3110-00-436-7329		27	27		4730-00-837-0685	11	13
5365-00-446-3269		17	16		4730-00-839-6380	7	18
2805-00-492-9785		22	66		4730-00-839-6380	7	54
5940-00-504-4703		24	6		4730-00-839-6380	10	6
5940-00-504-4703		24	10		5315-00-842-3044	21	25
2920-00-507-0149		24	3		5961-00-849-1562	27	16
5310-00-514-6674		6	42		6685-00-854-8365	5	5
5310-00-514-6674		6	49		3120-00-864-0935	22	21
6620-00-515-3483		5	14		2805-00-865-2333	22	100
5310-00-515-7325		24	9		5310-00-865-6073	14	3
5975-00-519-9060		3	34		5310-00-865-6073	17	11
5360-00-522-5332		15	28		5030-00-867-5178	16	30
3030-00-528-3808		6	36		4130-00-867-5186	16	31
3030-00-528-4234		21			5330-00-867-5187	16	8
2920-00-533-2769		21	6		4130-00-867-5188	16	40
2805-00-535-3827		22	12		4130-00-867-5190	16	38
2990-00-536-2853		17	9		4820-00-867-5191	7	71
5305-00-543-2419		16	12		4820-00-867-5191	7	72
4130-00-547-6497		3	10		4720-00-875-8791	7	16
6210-00-557-0128		26	10		2805-00-883-0893	22	20
5310-00-582-6520		7	9		5310-00-894-9411	22	25
5310-00-596-7691		7	70		5305-00-901-2609	1	52
5310-00-596-7691		3	20		5305-00-901-2609	1	57
5310-00-596-7693		3	22		2910-00-905-9792	21	22
5310-00-596-7693		4	2		2910-00-906-1562	28	
5310-00-596-7693		5	3		4730-00-916-2138	5	13
5310-00-596-7693		20	11		6345-00-917-3854	13	7
5310-00-596-7693		22	47		5330-00-929-5456	16	25
5365-00-598-6312		3	32		5330-00-929-5462	16	22
5310-00-616-3554		25	14		5310-00-931-2222	16	2
2920-00-620-6113		21	54		3120-00-931-7850	16	24
5310-00-624-0442		22	69		3120-00-931-7850	16	46
2805-00-625-2436		22	72		6685-00-948-0928	5	7
2805-00-625-2437		22	73		4130-00-963-0853	16	37
2805-00-625-2439		22	74		4130-00-963-0854	16	34
2805-00-625-2441		22	105		5330-00-963-0855	16	36
2805-00-625-2929		14	2		4130-00-963-0856	16	35
5310-00-627-6128		17	10		2910-00-963-0871	21	32
5310-00-627-6128		22	11		4130-00-963-0910	16	16
2990-00-628-0506		22	75		4130-00-963-0913	16	19
2805-00-628-0585		21	42		4130-00-963-0914	16	26
5975-00-628-9532		22	88		5315-00-963-0917	16	3
5330-00-641-7571		22	83		5315-00-963-0917	16	23
2805-00-646-8982		22	63		5315-00-963-0917	16	41
2805-00-646-9868		22	62		4130-00-963-0919	16	47
2805-00-647-0701		22	32		2990-00-967-2651	22	13
2805-00-647-0702		21	59		5305-00-984-6193	3	19
2805-00-647-0704		22	67		5305-00-984-6193	3	21
2805-00-647-0710		22	106		5303-00-984-6193	4	1
2805-00-647-0713		25	5		5305-00-984-6193	5	1
5360-00-659-6919		4	3		5305-00-984-6193	7	8
5930-00-669-8154		22	54		5305-00-984-6193	20	5
3120-00-695-7236		22	61		5305-00-984-6193	20	9
5310-00-696-5678		22	56		5305-00-984-6210	7	68
5310-00-696-5678		8	3		6685-00-987-5600	5	4
4820-00-707-7890		22	96		5310-00-988-7484	1	50
2805-00-715-7551		24	8		5310-00-988-7484	14	1
5310-00-741-9039		16	10		5310-00-988-7484	17	2
4130-00-752-8601		16	13		4130-00-997-4436	16	20
					5310-00-009-6570	21	20

## NATIONAL STOCK NUMBER AND PART NUMBER INDEX

FSCM	PART NUMBER	FIGURE NO.	ITEM NO.	FSCM	PART NUMBER	FIGURE NO.	ITEM NO.
5310-01-009-6570		21	50		5330-01-050-7129	21	57
5310-01-009-6570		22	82		5315-01-051-2626	22	34
5310-01-009-6570		22	85		5305-01-051-2646	16	1A
5310-01-009-6570		24	2		5310-01-051-6861	22	24
5310-01-009-6570		26	2		5365-01-051-7954	22	53
5305-01-009-6945		22	81		2805-01-052-1095	22	93
5365-01-012-3600		27	25		5340-01-052-2217	22	8
5305-01-014-8817		21	39		5360-01-053-6893	22	7
5305-01-014-8817		22	84		5340-01-054-1521	22	78
5306-01-026-5037		16	15		5310-01-054-7306	22	68
5306-01-026-5037		16	21		5310-01-060-7182	21	40
5305-01-027-4958		16	27		5310-01-060-9104	21	17
3110-01-042-2612		22	39		5310-01-060-9104	22	92
3110-01-042-2612		22	40		5310-01-060-9104	24	16
3110-01-042-2613		22	41		5305-01-062-1018	22	59
3110-01-042-2614		22	108		5977-01-063-5198	27	9
2920-01-044-0966		21	38		5310-01-063-9847	21	34
3120-01-044-2111		16	50		5310-01-063-9847	22	17
5360-01-044-2848		22	70		5310-01-063-9847	22	31
5330-01-044-5376		22	19		5310-01-063-9847	22	43
5970-01-045-1597		27	12		4140-01-065-4758	21	13
2805-01-045-3263		22	103		3110-01-065-6128	22	49
3020-01-045-3965		22	51		5930-01-065-7505	21	14
3020-01-046-1134		22	50		4730-01-065-8474	29	12
5310-01-049-2745		22	5		5340-01-066-0549	28	9
5310-01-049-3957		22	10		5340-01-066-0550	21	28
5310-01-049-3957		28	12		4130-01-066-1356	23	9
5305-01-049-3986		21	19		4010-01-067-1361	21	29
5305-01-049-5472		21	47		5315-01-067-4021	22	101
5305-01-050-1328		21	49		5305-01-067-6844	21	27
5305-01-050-3733		21	12		5305-01-068-1061	21	30
5305-01-050-3749		21	9		9330-01-071-3491	BULK	
5305-01-050-3789		21	43		5940-01-076-7542	25	19
5305-01-050-3791		22	35		3020-01-077-4985	6	15
5305-01-050-3791		22	42		2920-01-078-0630	25	4
5305-01-050-3813		21	33		5310-01-079-7061	27	3
5305-01-050-3814		22	29		6625-01-091-1074	3	11
5305-01-050-3815		22	30		4310-01-092-1392	21	11
5305-01-050-3816		22	55		2920-01-092-5915	27	7
5305-01-050-3817		22	16		2920-01-092-9211	27	8
5315-01-050-4949		22	80		5330-01-100-2073	27	18
5360-01-050-6109		28	21		5330-01-102-6969	22	
5330-01-050-6134		22	58		2920-01-230-0137	26	24

FSCM	PART NUMBER	FIGURE NO.	ITEM NO.	FSCM	PART NUMBER	FIGURE NO.	ITEM NO.
41947	A345	15	3	08537	GA1550	16	24
08537	ADP27	16	9	08537	GA1550	16	46
01301	AS-44	1	14	08537	GA1581	16	40
		12	3	08537	GA1778	16	4
17529	AV-46R	11	10	08537	GA1779	16	25
92578	A19AGA-57	3	18	08537	GA1780	16	19
41947	A4544	3	18	08537	GA1781-1	16	26
64959	BA92678	15	2	08537	GA1837	16	22
08537	BP42-1	24	7	08537	GA210	16	37
81349	CA33KFB504	16		08537	GA211	16	34
44940	CCK-MS-3852J	26	4	08537	GA212	16	35
08537	CKS45	21		08537	GA213	16	36
18967	D55H3-2611	16	49	08537	GB1089	16	30
49367	DB-9	19		08537	GB1228	16	42
19728	EBB40A	3	34	08537	GB1434	16	38
30327	E14A	25	14	08537	GC1155	16	29
71176	FB-250-1	15	4	08537	GC1156	16	47
71176	FB-250-1	6	44	08537	GC1162	16	31
71176	FHP 4L570	6	50	08537	GC1162GASKET	16	32
		16	1	08537	GC1462	16	16
01301	FW375-062	12		08537	GC1466	16	5
26042	F3030537	17	4	08537	GE1080	16	52
26642	F3030809	5	16	71400	HKP	3	7
26642	F3030809	7	29	76005	J-6642-7	17	16
26642	F3030809	7	49	12300	KUP11D15	3	30
26642	F3030815	11	5	74400	M-3888	3	17
08537	GA1010	29	12	19728	MAW2129B	25	15
08537	GA1013	16	8	19728	MBG2012BS	25	7
08537	GA1034	16	44	19728	MBG4134AT	24	18
08537	GA1039	16	10	71400	MCL10-115V	3	6
		16	13	19728	MG77A	25	12

## NATIONAL STOCK NUMBER AND PART NUMBER INDEX

FSCM	PART NUMBER	FIGURE NO.	ITEM NO.	FSCM	PART NUMBER	FIGURE NO.	ITEM NO.
96906	MS15003-4	6	14	96906	MS35338-42	7	28
96906	MS15003-4	6	45	96906	MS35338-42	7	41
96906	MS16993-2	13	7	96906	MS35338-42	7	51
96906	MS17241-5	11	17	96906	MS35338-42	7	64
96906	MS17291-2	13	8	96906	MS35338-42	9	3
96906	MS17798-3F	7	67	96906	MS35338-42	13	3
96906	MS21306-1	14	3	96906	MS35338-42	24	5
96906	MS21306-1	17	11	96906	MS35338-42	26	19
96906	MS21306-2	6	3	96906	MS35338-42	29	7
96906	MS21306-2	6	7	96906	MS35493-105	1	52
96906	MS21306-2	17	8	96906	MS35493-105	1	57
96906	MS21306-2	17	14	96906	MS35845-2	7	66
96906	MS24665-283	21	25	96906	MS35872-2	11	1
96906	MS24693A272			96906	MS35872-2	15	1
96906	MS25038-104	24	6	96906	MS35872-3	7	43
96906	MS25038-104	24	10	96906	MS35872-3	7	48
96906	MS27211-2	5	4	96906	MS35872-3	7	73
96906	MS27900-1C	5	7	96906	MS35872-3	11	9
96906	MS3500-3	2	6	96906	MS35880-2	7	71
96906	MS35335-29	3	32	96906	MS35880-2	7	72
96906	MS35335-3	3	22	96906	MS35880-3	7	11
96906	MS35335-30	3	27	96906	MS35917-3	11	13
96906	MS35335-31	3	20	96906	MS35197-4	11	18
96906	MS35335-31	4	2	96906	MS35197-5	7	17
96906	MS35335-31	5	3	96906	MS35197-5	7	53
96906	MS35335-31	20	11	96906	MS35917-5	10	4
96906	MS35335-32	7	9	96906	MS35917-7	7	24
96906	MS35335-32	7	70	96906	MS35917-7	7	33
96906	MS35335-33	1	27	96906	MS35917-7	11	12
96906	MS35335-33	1	30	96906	MS35920-5	7	13
96906	MS35335-33	1	34	96906	MS35928-5	7	18
96906	MS35335-33	1	38	96906	MS35928-5	7	54
96906	MS35335-33	1	43	96906	MS35928-5	10	6
96906	MS35335-33	1	48	96906	MS35928-7	7	34
96906	MS35335-33	1	61	96906	MS35929-3	7	46
96906	MS35335-33	3	2	96906	MS35929-3	7	74
96906	MS35335-33	6	21	96906	MS35929-5	7	12
96906	MS35335-33	6	25	96906	MS39161-3	5	13
96906	MS35335-33	6	29	96906	MS39241-32	26	12
96906	MS35335-33	6	33	96906	MS39242-48	6	38
96906	MS35335-33	7	2	96906	MS51086-1	21	22
96906	MS35335-33	7	5	96906	MS51967-15	6	1
96906	MS35335-33	7	31	96906	MS51967-15	6	5
96906	MS35335-33	7	40	96906	MS51967-15	17	12
96906	MS35335-33	7	59	96906	MS51967-15	26	11
96906	MS35335-33	7	63	96906	MS601-10	3	25
96906	MS35335-33	8	2	96906	MS601-5	20	13
96906	MS35335-33	8	5	96906	MS90725-111	26	9
96906	MS35335-33	9	2	96906	MS90725-3	1	29
96906	MS35335-33	11	4	96906	MS90725-3	2	1
96906	MS35335-33	11	7	96906	MS90725-3	3	1
96906	MS35335-33	13	2	96906	MS90725-3	3	37
96906	MS35335-33	14		96906	MS90725-3	6	24
96906	MS35335-33	26	18	96906	MS90725-3	6	28
96906	MS35335-33	29	6	96906	MS90725-3	6	32
96906	MS35335-33	29	21	96906	MS90725-3	7	4
96906	MS35335-34	6	42	96906	MS90725-3	7	26
96906	MS35335-34	6	49	96906	MS90725-3	7	57
96906	MS35335-35	14	2	96906	MS90725-3	7	62
96906	MS35335-35	17	10	96906	MS90725-3	9	1
96906	MS35335-37	6	2	96906	MS90725-3	11	6
96906	MS35335-37	6	6	96906	MS90725-3	20	7
96906	MS35335-37	17	7	96906	MS90725-3	26	1
96906	MS35335-37	17	13	96906	MS90725-3	26	13
96906	MS35338-42	1	3	96906	MS90725-3	29	20
96906	MS35338-42	1	9	96906	MS90725-32	26	5
96906	MS35338-42	1	12	96906	MS90725-36	6	41
96906	MS35338-42	1	31	96906	MS90725-36	6	47
96906	MS35338-42	1	35	96906	MS90725-6	1	2
96906	MS35338-42	1	39	96906	MS90725-6	1	5
96906	MS35338-42	1	44	96906	MS90725-6	1	8
96906	MS35338-42	1	47	96906	MS90725-6	1	11
96906	MS35338-42	1	53	96906	MS90725-6	1	26
96906	MS35338-42	1	60	96906	MS90725-6	1	33
96906	MS35338-42	2	2	96906	MS90725-6	1	37
98906	MS35338-42	3	38	96906	MS90725-6	1	42
96906	MS35338-42	B	18	96906	MS90725-6	1	48
96906	MS35338-42	6	22	96906	MS90725-6	1	59
96906	MS35338-42	6	30	96906	MS90725-6	6	20
96906	MS35338-42	6	34	96906	MS90725-6	7	39
96906	MS35338-42	7	6	96906	MS90725-6	8	1

## NATIONAL STOCK NUMBER AND PART NUMBER INDEX

FSCM	PART NUMBER	FIGURE NO.	ITEM NO.	FSCM	PART NUMBER	FIGURE NO.	ITEM NO.
96906	MS90725-6	26	17	11718	M300025-3	29	16
96906	MS90725-6	29	5	11718	M400001	3	29
96906	MS90725-7	21	15	11718	M400007-1	3	12
96906	MS90728-61	17	9	11718	M400008-1	3	14
19728	MZ19CS	25	5	11718	M400008-2	3	15
19728	MZ2002T	25	4	11718	M400008-3	3	16
19728	MZ2023T	25	17	11718	M400027	3	35
19728	MZ24U	25	1	11718	M400028	20	14
11718	M100002	1		11718	M500001-1	7	75
11718	M100009	1	23	11718	M500001-3	11	16
11718	M100010	1	25	11718	M500002-3	11	19
11718	M100011	1	21	11718	M500003-1	10	3
11718	M100012	1	19	11718	M500003-2	7	19
11718	M100013	1	17	11718	M500003-4	7	55
11718	M100014	1	15	11718	M500003-5	10	5
11718	M100015	9	8	11718	M500003-6	7	56
11718	M100017	1	58	11718	M500004-1	7	22
11718	M100018	6		11718	M500004-2	11	15
11718	M100019	6	46	11718	M500004-3	7	35
11718	M100020	6	9	11718	M500004-4	11	14
11718	M100021	6	19	11718	M500004-6	7	38
11718	M100023	6	23	11718	M500005	5	6
11718	M100025	3	39	11718	M500006	5	8
11718	M100026	3		11718	M500009	11	2
11718	M100027	17		11718	M500010	7	61
11718	M100028	17	5	11718	M500011	7	77
11718	M100029	17	19	11718	M500012-1	7	45
11718	M100033	1	7	11718	M500012-2	7	44
11718	M100036	7	10A	11718	M500012-2	7	76
11718	M100040	13	4A	11718	M500013	7	47
11718	M100041	1	45	11718	M500014	7	48
11718	M100043	29	9	11718	M500015	7	14
11718	M100044	29	17	11718	M500016	7	15
11718	M100046	1	28	11718	M500017	7	20
11718	M100047	7	42A	11718	M500018	7	23
11718	M100048	7	46A	11718	M500019	7	37
11718	M100051	7	65	11718	M500020	7	36
11718	M100053	1	40	11718	M500021	11	11
11718	M100054	10	7	11718	M500022	29	19
11718	M100055	10	8	11718	M500023	20	2
11718	M100056	11	8A	11718	M500026	18	1
11718	M100057	10	2A	11718	M500028	20	4
11718	M200009	1	51	11718	M500029	20	3
11718	M200027	9	6	11718	M500030	20	1
11718	M200030	6	35	11718	M500055	20	10
11718	M200031	6	31	11118	M500058-1	29	2
11718	M230032	6	27	11718	M500058-2	29	3
11718	M200040	3	3	11718	M600001-1	1	16
11718	M200044	20	6	11718	M600001-1	1	18
11718	M200045	20	8	11718	M600001-1	1	20
11718	M200046	1	4	11718	M600001-1	1	22
11718	M200053	1	13	11718	M600001-1	1	24
11718	M200054	7	7	11718	M600001-2	1	41
11718	M200055	1	49	11718	M600045	17	1
11718	M200056	1	62	11718	M600051	1	54
11718	M200057	7	42	11718	M600060	17	16A
11718	M200057	7	60	11718	M600061	17	17
11718	M200058	13	4	11718	M600062	17	3
11718	M200060	1	36	11718	M600063	7	25
11710	M200061	29	8	11718	M600068	17	15
11710	M200070	7	3	11718	M600100	21	1
11718	M200071	12	2	11718	M600104	5	15
11718	M200075	9	4	11718	M600105	5	12
11718	M200079	8	6	11718	M600106	5	10
11718	M200080	11	8	11718	M600107	5	11
11718	M200081	1	32	11718	M600110	25	2
11718	M200082	26	20	11718	M600111	25	3
11718	M200083	26	16	11718	M600112	25	6
11718	M200084	29	11	11718	M600113	25	9
11718	M300003	6	51	11718	M600114	25	10
11718	M300004	6	37	11718	M600115	25	13
11718	M300006	6	38	11718	M600116	25	16
11718	M300006-1	6	39	11718	M600117	25	18
11718	M300008-1	6	13	11718	M600118	25	20
11718	M300008-2	6	12	11718	M600119	25	21
11718	M300025-1	29	14	11718	M600120	22	1
11718	M300025-2	29	15	11718	M600121	22	2

## NATIONAL STOCK NUMBER AND PART NUMBER INDEX

FSCM	PART NUMBER	FIGURE NO.	ITEM NO.	FSCM	PART NUMBER	FIGURE NO.	ITEM NO.
11718	M600122	22	3	31211	1-30	27	5
11718	M600123	21	31	01301	1-4	1	10
11718	M600124	22	15	01301	1-4 FLAT	1	6
11718	M600134	22	44	01301	1-4 NUT	2	3
11718	M600136	22	48	01301	1-4-20	1	1
11718	M600139	22	65	01301	1-4-20	6	26
11718	M600140	22	71	01301	1-4-20	7	1
11718	M600153	22	86	01301	1-4-20	7	27
11718	M600154	23	1	01301	1-4-20	7	30
11718	M600155	23	2	01301	1-4-20	7	50
11718	M600156	23	3	01301	1-4-20	7	58
11718	M6000157	23	4	01301	1-4-20	11	3
11718	M6000158	23	5	01301	1-4-20	13	1
11718	M6000159	23	6	70138	1-4-20	24	1
11718	M600160	23	7	01301	1/4-20	26	3
11718	M600161	23	8	18967	1/4X20X1-1/2	19	3
71176	M600179	28	26	01301	1/45338-42	26	15
71176	M600201	22	87	11718	1INNPTX2LG	18	2
24446	M81914-1-1009	BULK		01301	10-24	7	10
08537	NAK41	6	15	01301	10-24	7	69
08537	N2	6	11	18967	10-24NCXX7-BSTL	19	5
08537	N22P29028C11	17	6	01301	10-24X1-2	7	68
08537	PIN	16	45				
19728	PLT210	16	18	01301	10X1	9	7
92578	PLT464	16	20	44940	101-0115	22	22
01301	PLU100	16	28	44940	101-0316	22	18
18915	PR492-11	27	12	44940	101-0367	22	108
22038	PST70A	16	43	44940	101-0450	22	20
22038	PS1428A	25	11	44940	102-0158	22	95
09393	P70DA-1	4	3	44940	102-0412	22	94
72619	RA12N35-ON2	26	21	44940	102A455	21	16
70255	S-14127	6	4	44940	102A455	22	91
87698	S-14128	6	8	44940	103-0207	22	32
77089	SERIES 6500	29	13	44940	104-0032	22	51
77089	S2-0991	3	9	44940	104-0043	22	54
08357	TCL-E-2FW	8	3	44940	104-0575	22	21
08357	VA-57-7SRD	14	4	44940	104-0872	22	103
08357	VAF-5	7	16	44940	105-0004	22	52
08357	VAF-8	7	21	44940	105-0140	22	79
81348	VAL363	16	12	44940	105-0332	22	50
38508	VAL615	16	7	79470	1068X4X4	29	4
76385	WAS76	16	48	79470	1069X4X4	29	18
76385	WAS80	16	50	31211	11-21	27	27
76385	WWT775-5-81N	BULK		31211	11-23	27	29
76385	XD1-505	5	5	31211	11-25	27	18
76385	Z-2195	20	15	31211	11-3	27	26
76385	Z-4121	3	36	44940	110-0539	22	70
76385	Z-843	1	55	44940	110-0639	22	67
08537	Z-843	9	9	44940	110-0666	22	57
08537	Z3060	1	56	44940	110-0667	22	58
08537	Z3060	9	11	44940	110-0872	22	73
08537	Z670	9	10	44940	110-0879	22	59
	011P10	16	15	44940	110-0880	22	75
	011P10	16	21	44940	110-0881	22	76
	011P15	16	11	44940	110-0890	22	62
	012P01	16	2	44940	110-0891	22	63
08537	012P11	16	1A	44940	110-0892	22	64
08537	012P19	16	27	44940	110-0893	22	68
08537	0166P08	16	3	44940	110-0902	22	72
08537	0166P08	16	23	44940	110-0904	22	69
59890	049626	3	13	44940	110-1000	22	74
08537	051P52	16	39	44940	110-1516	22	110
08537	055P71	16	14	44940	112-0003	22	104
08537	055P80	16	51	44940	112-0069	22	107
08537	065P14	16	17	44940	112-0136	22	106
08537	066P08	16	41	44940	113-0152	22	105
31211	1-1	27	16	97539	1131/21RF1	3	4
31211	1-2	27	15	44940	114-0022	22	60

## NATIONAL STOCK NUMBER AND PART NUMBER INDEX

FSCM	PART NUMBER	FIGURE NO.	ITEM NO.	FSCM	PART NUMBER	FIGURE NO.	ITEM NO.
44940	114-0036	22	99	44940	154-0360	21	36
44940	114-0059	22	97	44940	155-0613	21	35
44940	114-0145	22	98	44940	160-0002	21	51
44940	114-0203	22	100	44940	160-0043	21	57
44940	115-0006	22	66	44940	160-0075	21	48
31211	12-1	27	30	44940	160-0150	21	45
BBBBB	12VDC	29	22	44940	160-0257	21	42
81774	12VDCNEG	2	4	44940	160-0264	21	56
81774	12VDCPOS	2	5	44940	160-0265	21	55
19728	12X864	26	10	44940	160-0349	21	53
31211	120-99	26	21	44940	160-0428	21	52
44940	120-0368	22	109	44940	160-0836	21	
44940	120-0491	22	83	44940	160-0930	21	44
44940	120-0648	22	93	44940	166-0535	21	38
59433	122838	24	9	44940	166-0588	21	37
44940	123-0073	21	6	44940	166-0678	21	41
44940	123-0104	21	8	44940	167-0237	22	14
44940	123-0129	21	7	44940	167-1595	23	11
44940	123-0191	22	88	44940	167-1596	23	10
31211	13-22	27	19	44490	168-0095	21	
14351	13XX1802G	1	50	44940	168-0103	22	
14351	13XX1802G	14	1	31211	17-1	26	23
14351	13XX1802G	17	2	15999	18S3-23-8	12	1
11718	130-0011	22	45	24161	19B	BULK	
44940	134-0589	21	10	44940	191-0535	26	8
44940	134-0670	21	18	44940	191-0537	22	4
44940	134-0674	21	11	44940	191-0543	26	24
44940	134-0675	22	28	44940	191-1022	25	19
44940	134-3110	21	13	44940	192-0308	22	26
44940	136-0102	24	12	44940	192-0310	22	27
31211	14-1	27	28	44940	193-5	5	14
31211	14-56	27	20	44940	199-0508	24	17
44940	140-0283	21	3	31211	20-1	27	10
44940	140-0459	21	4	31211	20-136	27	21
44940	140-0471	21	5	31211	20-146	27	3
44940	141-0078	21	21	31211	20-3	27	11
44940	141-0078	22	89	31211	20-32	27	6
44940	142-0032	28	23	31211	20-33	27	1
44940	142-0039	28	3	31211	20-34	27	13
44940	142-0040	28	20	31211	20-5	27	22
44940	142-0042	28	24	31211	20-7	27	24
44940	142-0055	28	8	31211	20-92	27	25
44940	142-0205	28	10	15999	21S4-21-1/2-6	10	9
44940	142-0217	28	9	83330	2122	3	28
44940	142-0282	28	21	91474	237AW	7	32
44940	142-0285	28	22	91494	239AW	7	52
44940	142-0343	28	19	71785	250-22-30-230	3	33
44940	142-0361	28	4	32402	2503	10	1
44940	142-0368	28	18	32402	2503	10	2
44940	142-0369	28	17	94990	3-1	27	11
44940	142-0393	28	25	31211	3-13	27	8
44940	142-0426	28		31211	3-6	27	7
44940	142-0428	28		18967	3-8	19	1
44940	142-35	28	15	44940	307-0367	24	3
44940	143-0031	28	2	44940	308-0069	21	14
44940	142-33	28		44940	309A113	5	17
44940	145-0008	28	13	44940	312-0069	21	46
44940	148-0017	28	6	28107	32234-0	3	8
31211	15-1	27	17	44940	336-0954	23	9
31211	15-3	27	14	44940	337-0056	23	8
31211	15-4	27	2	01301	4-40X1-2	3	31
31211	15-151	26	22	94990	4S119331	27	4
44940	150-0040	22	12	76385	4121	6	40
44940	150-0075	22	77	44940	42-0049	28	5
44940	150-0078	22	47	01301	5-16-18 FLAT	6	43
44940	150-0096	22	6	01301	5-16-18 FLAT	6	48
44940	150-0098	22	7	70318	5-16-18NUT	26	7
44940	150-0630	22	9	70318	5-16-24BRASS	24	14
44940	150-0639	22	11	70318	5-16SPLT	26	6
44940	150-0678	22	13	70318	5-16STDN016WIRE	24	13
44940	150-1187	22	36	70318	5-16WSHLDR	24	11
44940	150-1542	22	37	44940	501A5	5	9
44940	150-1695	22	46	44940	502-0002	21	24
44940	152-0155	21	28	44940	503-0019	21	2
44940	153-0223	21	32	44940	505-0056	22	90
44940	153-0361	21	29	44940	505-0058	5	18
44940	154-0013	21	60	44960	505-0104	21	23
44940	154-0356	21	59				



## NATIONAL STOCK NUMBER AND PART NUMBER INDEX

FSCM	PART NUMBER	FIGURE NO.	ITEM NO.	FSCM	PART NUMBER	FIGURE NO.	ITEM NO.
44940	509-0008	22	38	44940	800-0004	21	39
44940	509-0040	22	33	44940	800-0004	22	84
44940	509-0041	22	19	44940	800-0007	22	81
44940	510-0013	22	39	44940	800-0009	21	19
44940	510-0013	22	40	44940	800-0012	22	55
44940	510-0014	22	41	44940	800-0028	21	33
44940	510-0015	22	49	44940	800-0032	22	29
18967	5100-237	19	2	44940	800-0034	22	30
44940	515-0001	22	80	44940	800-0049	24	15
44940	515-0202	22	102	44940	800-0512	22	16
44940	515-0227	22	101	44940	800-171	22	23
44940	516-0130	22	34	44940	800-54	21	58
44940	517-0048	22	78	44940	802-0034	21	49
44940	518-0006	22	8	44940	805-0010	22	96
44940	518-0014	22	53	44940	812-0063	28	14
44940	518-0049	21	47	44940	812-0077	21	43
44940	526-0006	21	26	44940	813-0103	28	11
44940	526-0063	22	56	44940	815-0046	22	35
44940	526-0122	22	61	44940	815-0046	22	42
44940	526-0128	22	25	44940	815-0072	28	16
18967	552611A	19	13	44940	815-0091	28	7
18967	552611B	19	15	44940	815-0098	21	30
18967	55400	19	11	44940	815-0103	28	1
18967	55403H	19	6	44940	815-0104	21	27
18967	55404	19	9	44940	815-0261	21	9
18967	55405	19	4	44940	821-0010	21	12
18967	55406	19	10	44940	82202	3	11
18967	55407	19	7	27191	8363K7	3	5
18967	55408	19	8	44940	850-0025	21	54
18967	55427	19	12	44940	850-0040	21	20
01301	6-32X1-4	3	26	44940	850-0040	21	50
75382	601C-10	3	24	44940	850-0040	22	82
75382	6010-5	20	12	44940	850-0040	22	85
18967	6012-2RS	19	14	44940	850-0040	24	2
58553	605-6D	13	6	44940	850-0040	26	2
58553	605-6P	13	5	44940	850-0045	21	34
30120	6202	29	1	44940	850-0045	22	17
16004	67167	17	18	44940	850-0045	22	31
31211	7-8	27	23	44940	850-0045	22	43
01301	8-32	3	23	44940	850-0050	22	92
01301	8-32	5	2	44940	850-0050	24	16
01301	8-32	20	10	44940	850-00501	21	17
01301	8-32	24	4	44940	850-0055	22	24
01301	8-32-1-2	3	21	44940	851-5	24	8
01301	8-32X1-2	3	19	44940	856-006	21	40
01301	8-32X1-2	4	1	44940	870-0053	22	10
01301	8-32X1-2	5	1	44940	870-0053	28	12
01301	8-32X1-2	7	8	44940	870-0131	22	5
01301	8-32X1-2	20	9	19728	90-263	25	8
01301	8-32X1/2	20	5	72619	95-0410-09-301	3	10

By Order of the Secretary of the Army:

Official:

**E. C. MEYER**  
*General, United States Army*  
*Chief of Staff*

**ROBERT M. JOYCE**  
*Brigadier General, United States Army*  
*The Adjutant General*

DISTRIBUTION:

To be distributed in accordance with DA Form 12-25C Organizational Maintenance Requirements for Refrigeration Equipment.

☆U.S. GOVERNMENT PRINTING OFFICE: 1997 O - 418-292 (67102)

RECOMMENDED CHANGES TO EQUIPMENT TECHNICAL PUBLICATIONS



THEN, JOT DOWN THE DOPE ABOUT IT ON THIS FORM, CAREFULLY TEAR IT OUT, FOLD IT AND DROP IT IN THE MAIL!

SOMETHING WRONG WITH THIS PUBLICATION?

FROM (PRINT YOUR UNIT'S COMPLETE ADDRESS)  
**PFC JOHN DOE**  
**COA, 3d ENGINEER BN**  
**FT. LEONARDWOOD, MD 63108**  
 DATE SENT

PUBLICATION NUMBER: **TM 5-4110-235-24P**  
 PUBLICATION DATE: **18 Dec 81**  
 PUBLICATION TITLE: **Refrigeration Unit, Mechanical: Panel Type; 5000 BTU/HR**

BE EXACT PIN-POINT WHERE IT IS				IN THIS SPACE TELL WHAT IS WRONG AND WHAT SHOULD BE DONE ABOUT IT:
PAGE NO	PARA-GRAPH	FIGURE NO	TABLE NO	
6	2-1 a			In line 6 of paragraph 2-1a the manual states the engine has <u>6</u> Cylinders. The engine on my set only has <u>4</u> Cylinders. Change the manual to show <u>4</u> Cylinders.
B1		4-3		Callout 16 on figure 4-3 is pointing at a <u>bolt</u> . In key to figure 4-3, item 16 is called a <u>shim</u> - Please correct one or the other.
125	line 20			I ordered a gasket, item 19 on figure B-16 by NSN 2 910-00-762-3001. I got a gasket but it doesn't fit. Supply says I got what I ordered, so the NSN is wrong. Please give me a good NSN

PRINTED NAME GRADE OR TITLE AND TELEPHONE NUMBER: **JOHN DOE, PFC (268) 317-7111**  
 SIGN HERE: **JOHN DOE**

TEAR ALONG PERFORATED LINE

FILL IN YOUR  
UNIT'S ADDRESS

FOLD BACK

DEPARTMENT OF THE ARMY

\_\_\_\_\_  
\_\_\_\_\_

OFFICIAL BUSINESS

COMMANDER  
U S ARMY SUPPORT AND AVIATION MATERIEL READINESS COMMAND  
ATTN: DRSTS-MPSD  
4300 GOODFELLOW BOULEVARD  
ST. LOUIS, MO 63120

TEAR ALONG PERFORATED LINE

RECOMMENDED CHANGES TO EQUIPMENT TECHNICAL PUBLICATIONS



**SOMETHING WRONG** WITH THIS PUBLICATION?

THEN... JOT DOWN THE DOPE ABOUT IT ON THIS FORM. CAREFULLY TEAR IT OUT, FOLD IT AND DROP IT IN THE MAIL!

FROM (PRINT YOUR UNIT'S COMPLETE ADDRESS)

DATE SENT

PUBLICATION NUMBER

TM 5-4110-235-24P

PUBLICATION DATE

18 Dec 81

PUBLICATION TITLE

Refrigeration Unit, Mechanical:  
Panel Type; 5000 BTU/HR

BE EXACT PIN-POINT WHERE IT IS

PAGE NO	PARA- GRAPH	FIGURE NO	TABLE NO
------------	----------------	--------------	-------------

IN THIS SPACE TELL WHAT IS WRONG AND WHAT SHOULD BE DONE ABOUT IT:

TEAR ALONG PERFORATED LINE

PRINTED NAME GRADE OR TITLE AND TELEPHONE NUMBER

SIGN HERE

**DA** FORM 2028-2  
1 JUL 79

PREVIOUS EDITIONS ARE OBSOLETE.  
DRSTS-M Overprint 2, 1 Nov 80.

PS--IF YOUR OUTFIT WANTS TO KNOW ABOUT YOUR RECOMMENDATION MAKE A CARBON COPY OF THIS AND GIVE IT TO YOUR HEADQUARTERS

FILL IN YOUR  
UNIT'S ADDRESS

FOLD BACK

DEPARTMENT OF THE ARMY

OFFICIAL BUSINESS

COMMANDER  
U S ARMY SUPPORT AND AVIATION MATERIEL READINESS COMMAND  
ATTN: DRSTS-MPSD  
4300 GOODFELLOW BOULEVARD  
ST. LOUIS, MO 63120

CAN BE PERFORATED LINE

## The Metric System and Equivalents

### *Linear Measure*

1 centimeter = 10 millimeters = .39 inch  
 1 decimeter = 10 centimeters = 3.94 inches  
 1 meter = 10 decimeters = 39.37 inches  
 1 dekameter = 10 Meters = 32.8 feet  
 1 hectometer = 10 dekameters = 328.08 feet  
 1 kilometer = 10 hectometers = 3,280.8 feet

### *Weights*

1 centigram = 10 milligrams = .15 grain  
 1 decigram = 10 centigrams = 1.54 grains  
 1 gram = 10 decigram = 0.35 ounce  
 1 dekagram = 10 Grams = .35 ounce  
 1 hectogram = 10 dekagrams = 3.52 ounces  
 1 kilogram = 10 hectograms = 2.2 pounds  
 1 quintal = 100 kilograms = 220.46 pounds  
 1 metric ton = 10 quintals = 1.1 short tons

### *Liquid Measure*

1 centiliter = 10 milliliters = .34 fluid ounce  
 1 deciliter = 10 centiliters = 3.38 fluid ounces  
 1 liter = 10 deciliters = 33.81 fluid ounces  
 1 dekaliter = 10 liters = 2.64 gallons  
 1 hectoliter = 10 dekaliters = 27.42 gallons  
 1 kiloliter = 10 hectoliters = 264.18 gallons

### *Square Measure*

1 sq. centimeter = 100 sq millimeters = .155 sq. inch  
 1 sq. decimeter = 100 sq centimeters = 125.5 sq. inches  
 1 sq. meter (centare) = 100 sq decimeters = 10.76 sq. feet  
 1 sq. dekameter (are) = 1,076.4 sq. feet  
 1 sq. hectometer (hectare) = 100 sq. dekameters = 2.47 acres  
 1 sq. kilometer = 100 sq. hectometers = .386 sq. mile

### *Cubic Measure*

1 cu. centimeter = 1000 cu. millimeters = .06 cu. inch  
 1 cu. decimeter = 1000 cu. decimeters = 61.02 cu. inches  
 1 cu. meter = 1000 cu. decimeters = 35.31 cu. feet

## Approximate Conversion Factors

To change	To	Multiply by	To change	To	Multiply by
inches	centimeters	2.540	ounce-inches	newton-meters	.007062
feet	meters	.305	centimeters	inches	.394
yards	meters	.914	meters	feet	3.280
miles	kilometers	1.609	meters	yards	1.094
square inches	square centimeters	6.451	kilometers	miles	.621
square feet	square meters	.093	square centimeters	square inches	.155
square yards	square meters	.836	square meters	square feet	10.764
square miles	square kilometers	2.590	square meters	square yards	1.196
acres	square hectometers	.405	square kilometers	square miles	.386
cubic feet	cubic meters	.028	square hectometers	acres	2.471
cubic yards	cubic meters	.765	cubic meters	cubic feet	35.315
fluid ounces	milliliters	29.573	cubic meters	cubic yards	1.308
pints	liters	.473	milliliters	fluid ounces	.034
quarts	liters	.946	liters	pints	2.113
gallons	liters	3.785	liters	quarts	1.057
ounces	grams	28.349	liters	gallons	.264
pounds	kilograms	.454	grams	ounces	.035
short tons	metric tons	.907	kilograms	pounds	2.205
pound-feet	newton-meters	1.356	metric tons	short tons	1.102
pounds-inches	newton-meters	.11296			

### Temperature (Exact)

°F    Fahrenheit Temperature                      5/9 (after subtracting 32)                      Celsius Temperature                      °C

